



HELVI LINE

CATALOGUE

2022



BATTERY CHARGERS



MMA / TIG



TIG DC HF - TIG AC/DC HF



MIG/MAG



MULTIPROCESS



PLASMA CUTTING




SPOT WELDING



SAFETY





Helvi®

DOWNLOAD THE NEW HELVI APP
SCARICA LA NUOVA APP HELVI



HELVI WORLD

**ENGLISH
VERSION**



Available on the
App Store



HELVI WELDING

**VERSIONE
IN ITALIANO**



GET IT ON
Google Play

Helvi S.p.A.

Viale Galileo Galilei 123

36066 - Sandrigo (VI) Italy
























Tel. (+39) 0444 666999 - Fax (+39) 0444 750070

www.helvi.com - info@helvi.com

FOLLOW US



INDEX

	BATTERY CHARGERS / STARTERS / TESTER	Pag. 6
	MMA/TIG LIFT WELDING	Pag. 30
	TIG DC HF · TIG AC/DC HF WELDING	Pag. 38
	MIG/MAG WELDING	Pag. 42
	MULTIPROCESS INVERTER	Pag. 48
	 Multitorch MIG inverter	Pag. 54
	PLASMA CUTTING	Pag. 56
	SPOT WELDING	Pag. 60
	SAFETY	Pag. 64
	 Welding Masks	Pag. 66
	 Welding Clothing	Pag. 70
	 Fume Extractors	Pag. 72
	ACCESSORIES	Pag. 74
	 General accessories	Pag. 76
	 Trolleys	Pag. 79
	 Battery chargers accessories	Pag. 80
	 MMA · TIG accessories	Pag. 80
	 TIG · MIG/MAG accessories	Pag. 82
	 TIG accessories	Pag. 83
	 MIG/MAG accessories	Pag. 84
	 PLASMA accessories	Pag. 89
	 SPOT welding accessories	Pag. 90
	 HELVI Merchandising	Pag. 93





In 1975 Bruno Segala founded HELVI Spa. Since then, our company has grown as well as our family has grown. Today his sons, Paolo and Carlo, guide HELVI with the same spirit of initiative and the same dedication that Bruno brought into play more than forty years ago. Since then we have never stopped giving importance to people: every handshake is a commitment that we seriously take and it is the signature of our being reliable as people and as a group. You can find the same reliability in each welding machine, plasma cutting machine and professional battery charger that we do manufacture. Every single component is selected and tested to be perfectly combined in a product designed to meet high quality standards. We finally feel committed to give you our best support on any technical issue. Everything can be fixed like in a big family, with the immediate support and kindness that distinguish us.



Headquarter of **16.000m²** - Staff **100+** people
From engineering to production

SHOW ROOM
DEMO AREA
TRAINING CENTER

METAL FORMING SHOP

1 million pieces worked per year • **3.500** Part Number
High flexibility • **4** robot-driven punching station
6 bending machines • Automatic welding station

VERTICAL WAREHOUSES

2 automated vertical warehouses
with **51** drawers (capacity **800kg**) each

TRANSFORMER ASSEMBLING

"In house" design and production.
+ **100.000** transformers assembled every year

SILK SCREEN PRINTING

50+ different RAL colours

PLASTIC PART

200+ owned mould
1.200.000 parts printed every year

PCB ASSEMBLING

State of the art PCB assembling department

ASSEMBLING DEPT

14 assembling line • **100.000** finished products • Flexible assembling lines
Quality test on each single product

IN BRIEFLY

Full range • Flexibility • Fast decision flow
Development of customized products • Industrial organization with artisan touch.



Original HELVI headquarters • 1978



Bruno & Paolo Segala • 1980



Autopromotec Bologna • 1995












	PART NUMBER	INPUT VOLTAGE	BATTERY VOLTAGE	CHARG. POSITIONS	FLOAT CHARGE	TIMER	AMMETER	CPS	LEAD BATTERY	LIQUID CALCIUM	LIQUID AGM	START / STOP	GEL SEALED	LiFePO ₄
PROGRESS 14	99000067	1ph 230V	6/12	2			■		■					
PROGRESS 17	99000068	1ph 230V	12/24	2			■		■					
PROGRESS 20	99000069	1ph 230V	12/24	2			■		■					
ARTIK 22	99000077	1ph 230V	12/24	4			■		■					
ARTIK 33	99000072	1ph 230V	12/24	4			■		■					
PROGRESS 25	99000031	1ph 230V	6/12/24	6			■		■					
PROGRESS 35	99000032	1ph 230V	6/12/24	12			■		■					
PROGRESS 35B	99000040	1ph 230V	6/12/24/36/48	12			■		■					
AUTOMATIC 30	99000066	1ph 230V	12/24	∞	■		■		■		■	■	■	
DISCOVERY MOTO	99000076	1ph 230V	12	∞	■				■	■	■	■	■	
DISCOVERY 60	99000074	1ph 230V	6/12	∞	■		■		■	■	■	■	■	■
DISCOVERY 120 PLUS	99000083	1ph 230V	12/24	∞	■		■		■	■	■	■	■	■

BATTERY CHARGERS AND STARTERS

	PART NUMBER	INPUT VOLTAGE	BATTERY VOLTAGE	CHARG. POSITIONS	FLOAT CHARGE	TIMER	AMMETER	CPS	LEAD BATTERY	LIQUID CALCIUM	LIQUID AGM	START / STOP	GEL SEALED	LiFePO ₄
DISCOVERY 250	99000082	1ph 230V	12/24	∞	■		■		■	■	■	■	■	■
EXPLORER 40	99000081	1ph 230V	12/24	∞	■	■	■		■	■	■	■	■	
EXPLORER 120	99000084	1ph 230V	12	∞	■	■	■		■	■	■	■	■	■
EXPLORER 130	99000085	1ph 230V	12	∞	■	■	■		■	■	■	■	■	■
SPEEDY 150	99005051	1ph 230V	12	2 + boost			■		■					
SPEEDY 250	99005052	1ph 230V	12/24	2 + boost			■		■					
SPEEDY 430	99005031	1ph 230V	12/24	4 + boost			■		■					
RAPID 280	99005040	1ph 230V	12	2 + boost			■		■					
RAPID 380	99005041	1ph 230V	12/24	2 + boost			■		■					
RAPID 480	99005053	1ph 230V	12/24	6 + boost			■		■					
SPRINT CAR 341	99010046	1ph 230V	12/24	4 + boost			■		■					
SPRINT CAR 441	99010047	1ph 230V	12/24	4 + boost			■		■					
SPRINT CAR 540	99010041	1ph 230V	12/24	6 + boost		■	■		■					
SPRINT CAR 640	99010030	1ph 230V	12/24	6 + boost		■	■		■					
AUTOSTAR 300	99005043	1ph 230V	12	2 + boost			■	■	■					
AUTOSTAR 500	99005044	1ph 230V	12/24	6 + boost			■	■	■					
AUTOSTAR 701	99010037	1ph 230V	12/24	6 + boost		■	■	■	■					
AUTOSTAR 1001	99010038	3ph 230/400V	12/24	14 + boost		■	■	■	■					
AUTOSTAR 1300	99010042	3ph 230/400V	12/24	12 + boost		■	■	■	■					
AUTOSTAR 2000	99010043	3ph 230/400V	12/24	12 + boost		■	■	■	■					
DIGICAR 540E	99010049	1ph 230V	12/24	4 + boost	■	■	■	■	■	■	■	■	■	
DIGICAR 1100E	99010051	1ph 230V	12/24	4 + boost + supply	■	■	■	■	■	■	■	■	■	
BOOSTY 25	99005068	1ph 230V	12	boost										
BOOSTY 31	99005064	1ph 230V	12	boost										
BOOSTY TRUCK 12/24	99005065	1ph 230V	12/24	boost										
POWER UP 8.0	99005067	1ph 230V	12	boost										
SUPER POWER 13.0	99005069	1ph 230V	12	boost										
BATTERY TESTER T1	99090040	1ph 230V	-	tester										
BATTERY TESTER T5	99090038	1ph 230V	-	tester										
BATTERY TESTER T10	99090039	1ph 230V	-	tester										

 Max charge capacity (15h)
 Maintenance

 Boost capacity
 5min Fast charge + Boost

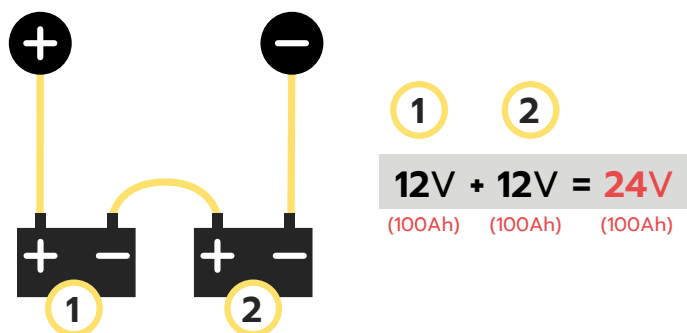
						
20 Ah	60 Ah	80 Ah	100 Ah	150 Ah	200 Ah	> 250 Ah

CHARGERS

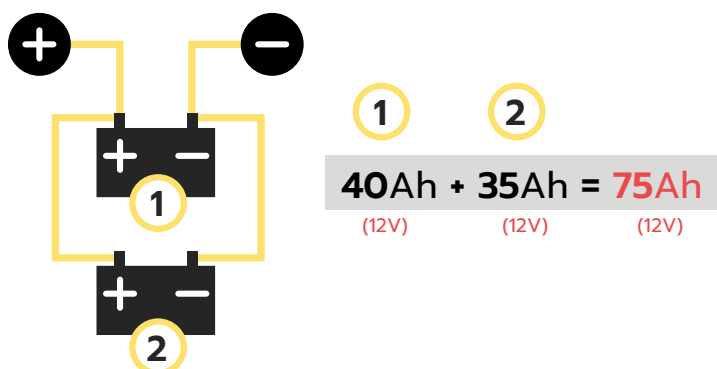
PROGRESS 14							
PROGRESS 17							
PROGRESS 20							
ARTIK 22							
ARTIK 33							
PROGRESS 25							
PROGRESS 35							
PROGRESS 35B							
AUTOMATIC 30							
DISCOVERY MOTO							
DISCOVERY 60							
DISCOVERY 120 PLUS							
DISCOVERY 250							
EXPLORER 40							
EXPLORER 120							
EXPLORER 130							

BATTERY CONNECTION



SERIAL CONNECTION





PARALLEL CONNECTION



PRODUCT GUIDE LINE

 Max charge capacity (15h)
 Maintenance

 Boost capacity
 5min Fast charge + Boost

						
20 Ah	60 Ah	80 Ah	100 Ah	150 Ah	200 Ah	> 250 Ah

CHARGERS AND STARTERS

	20 Ah	60 Ah	80 Ah	100 Ah	150 Ah	200 Ah	> 250 Ah
SPEEDY 150							
SPEEDY 250							
SPEEDY 430							
RAPID 280							
RAPID 380							
RAPID 480							
SPRINT CAR 341							
SPRINT CAR 441							
SPRINT CAR 540							
SPRINT CAR 640							
AUTOSTAR 300							
AUTOSTAR 500							
AUTOSTAR 701							
AUTOSTAR 1001							
AUTOSTAR 1300							
AUTOSTAR 2000							
DIGICAR 540E							
DIGICAR 1100E							

PROGRESS 14

Input voltage	(1ph) 230V \pm 10% • 50/60Hz
Power	140 W
Battery Voltage	6/12 V
Amp. Eff.	11 A
Amp. 60335-2-29	7,5 A
Rated Ref. Cap.	112 Ah 15h
Charging Pos.	2
Dimens. (LxWxH)	200x260x175 mm
Box (LxWxH)	230x275x205 mm
Weight box/net	4 / 3,1 Kg
Part number	99000067

Semi-professional battery chargers for lead storage batteries. Equipped with voltage and current selectors, ammeter, automatic thermal overload and polarity protection


PROGRESS 17


Input voltage (1ph)	230V \pm 10% • 50/60Hz
Power	300 W
Battery Voltage	12/24 V
Amp. Eff.	12,5 A
Amp. 60335-2-29	8,5 A
Rated Ref. Cap.	128 Ah 15h
Charging Pos.	2
Dimens. (LxWxH)	200x260x175 mm
Box (LxWxH)	230x275x205 mm
Weight box/net	5 / 4,1 Kg
Part number	99000068

Semi-professional battery chargers for lead storage batteries. Equipped with voltage and current selectors, ammeter, automatic thermal overload and polarity protection


PROGRESS 20

Input voltage (1ph)	230V \pm 10% • 50/60Hz
Power	390 W
Battery Voltage	12/24 V
Amp. Eff.	16 A
Amp. 60335-2-29	11 A
Rated Ref. Cap.	165 Ah 15h
Charging Pos.	2
Dimens. (LxWxH)	200x260x175 mm
Box (LxWxH)	230x275x205 mm
Weight box/net	7 / 6,1 Kg
Part number	99000069

Semi-professional battery chargers for lead storage batteries. Equipped with voltage and current selectors, ammeter, automatic thermal overload and polarity protection



	ARTIK 22	ARTIK 33
Input voltage (1ph)	230V ± 10% • 50/60Hz	230V ± 10% • 50/60Hz
Power	430 W	600 W
Battery Voltage	12/24 V	12/24 V
Amp. Eff.	18 A	25 A
Amp. 60335-2-29	12 A	17 A
Rated Ref. Cap.	180 Ah 15h	255 Ah 15h
Charging Pos.	4	4
Dimens. (LxWxH)	235x220x335 mm	235x220x335 mm
Box (LxWxH)	295x255x390 mm	295x255x390 mm
Weight box/net	8,5 / 7,8 Kg	9,6 / 8,9 Kg
Part number	99000077	99000072

Semi-professional battery chargers for lead storage batteries. Equipped with voltage and current selectors, ammeter, automatic thermal overload and polarity protection.



	PROGRESS 25	PROGRESS 35	PROGRESS 35B
Input voltage (1ph)	230V ± 10% • 50/60Hz	230V ± 10% • 50/60Hz	230V ± 10% • 50/60Hz
Power	620 W	920 W	1830 W
Battery Voltage	6/12/24 V	6/12/24 V	6/12/24/36/48 V
Amp. Eff.	25 A	38 A	38 A
Amp. 60335-2-29	17 A	25 A	25 A
Rated Ref. Cap.	255 Ah 15h	375 Ah 15h	375 Ah 15h
Charging Pos.	6	12	12
Dimens. (LxWxH)	245x250x435 mm	245x250x435 mm	245x250x435 mm
Box (LxWxH)	280x285x465 mm	280x285x465 mm	280x285x465 mm
Weight box/net	12,8 / 12,2 Kg	18 / 17,4 Kg	22,8 / 22,2 Kg
Part number	99000031	99000032	99000040

Professional battery chargers suitable for large recharging plants. Equipped with voltage and current selectors, ammeter, voltmeter, automatic thermal overload protection.



PROGRESS 35 / 35B



	AUTOMATIC 30
Input voltage (1ph)	(1ph) 230V ± 10% • 50/60Hz
Power	720 W
Battery Voltage	12/24 V
Amp. Eff.	30 A
Amp. 60335-2-29	20 A
Rated Ref. Cap.	300 Ah 15h
Charging Pos.	∞
Dimens. (LxWxH)	235x220x335 mm
Box (LxWxH)	295x255x390 mm
Weight box/net	10,8 / 10,1 Kg
Part number	99000066

Automatic battery chargers ideal for AGM, GEL and Lead batteries with electronic control of the charging current. Warning LEDs indicate the battery condition, charging current regulation by potentiometer. Automatic charging and maintenance function.



DISCOVERY MOTO

Input voltage	(1ph) 230V ± 10% • 50/60Hz
Power	21 W
Battery Voltage	12 V
Amp. 60335-2-29	1,5 A
Rated Ref. Cap.	9/20 Ah 15h
Charging Pos.	-
Dimens. (LxWxH)	108x56x48 mm
Box (LxWxH)	165x65x110 mm
Weight box/net	0,35 / 0,30 Kg
Part number	99000076

Range of completely electronic battery charger with no output voltage spikes, which can damage the vehicles' circuit boards. Ideal for charging AGM, GEL and lead batteries. The user has the possibility of setting the charge voltage and current to various levels based on the models. Fix current 1,5 Amp.



DISCOVERY 60

Input voltage	(1ph) 230V ± 10% • 50/60Hz
Power	65 W
Battery Voltage	6/12 V
Amp. 60335-2-29	4 A
Rated Ref. Cap.	60 Ah 15h
Charging Pos.	4
Dimens. (LxWxH)	225x80x50 mm
Box (LxWxH)	255x155x60 mm
Weight box/net	0,7 / 0,65 Kg
Part number	99000074

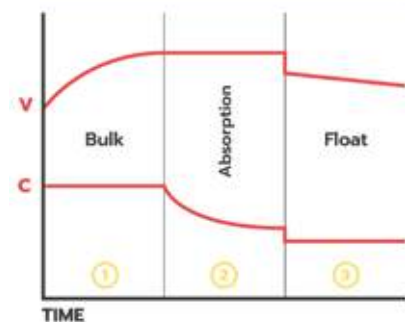
Range of completely electronic battery charger with no output voltage spikes, which can damage the vehicles' circuit boards. Ideal for charging AGM, GEL and lead batteries. The user has the possibility of setting the charge voltage and current to various levels based on the models. 6/12V voltage selection, four-level current steps, ideal for motorcycles and cars.



3 LEVEL CHARGING

DISCOVERY MOTO

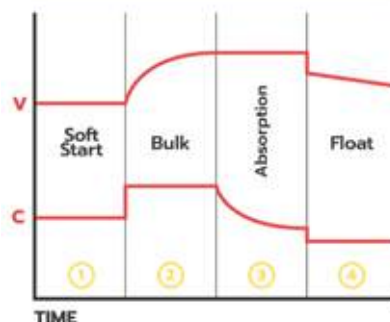
- 1 Bulk
- 2 Absorption
- 3 Float



4 LEVEL CHARGING

DISCOVERY 60

- 1 Soft Start
- 2 Bulk
- 3 Absorption
- 4 Float



	DISCOVERY 120 PLUS	
Input voltage	(1ph) 230V \pm 10% • 50/60Hz	
Power	135 W	
Battery Voltage	12 V	24 V
Amp. 60335-2-29	7,6 A	3,8 A
Rated Ref. Cap.	120 Ah 15h	
Charging Pos.	9	
Dimens. (LxWxH)	235x100x60 mm	
Box (LxWxH)	280x175x75 mm	
Weight box/net	0,9 / 0,85 Kg	
Part number	99000083	

Range of completely electronic battery charger with no output voltage spikes, which can damage the vehicles' circuit boards. Ideal for charging AGM, GEL and lead batteries. The user has the possibility of setting the charge voltage and current to various levels based on the models. 12/24 V voltage, nine-level current steps, ideal for cars, vans and small boats. Desulphation function and Lcd display. Ideal also for Lithium batteries (LiFePO4).

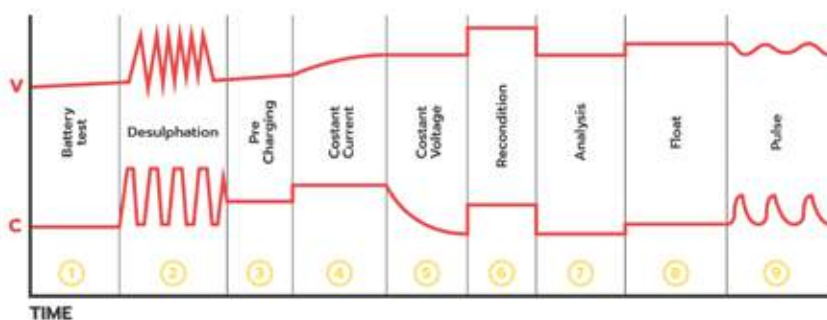


	DISCOVERY 250	
Input voltage	(1ph) 230V \pm 10% • 50/60Hz	
Power	300 W	
Battery Voltage	12 V	24 V
Amp. 60335-2-29	16 A	8 A
Rated Ref. Cap.	250 Ah 15h	
Charging Pos.	9	
Dimens. (LxWxH)	295x125x75 mm	
Box (LxWxH)	340x215x90 mm	
Weight box/net	1,4 / 1,2 Kg	
Part number	99000082	

Range of completely electronic battery charger with no output voltage spikes, which can damage the vehicles' circuit boards. Ideal for charging AGM, GEL and lead batteries. The user has the possibility of setting the charge voltage and current to various levels based on the models. 12/24 V voltage, nine-level current steps, ideal for cars, vans and small boats. Desulphation function and Lcd display. Ideal also for Lithium batteries (LiFePO4).



9 STEP AUTOMATIC FAST CHARGE



DISCOVERY 120 PLUS / DISCOVERY 250

- | | |
|--------------------|---------------|
| ① Battery Test | ⑥ Recondition |
| ② Desulphation | ⑦ Analysis |
| ③ Pre Charging | ⑧ Float |
| ④ Constant Current | ⑨ Pulse |
| ⑤ Constant Voltage | |



OPTIONAL





OBD Cable • 3 m

43200100


EXPLORER 40

Input voltage	(1ph) 230V ± 10% • 50/60Hz
Power	600 W
Battery Voltage	12/24 V
Amp. 60335-2-29	40/20 A
Rated Ref. Cap.	600 Ah 15h
Charging Pos.	∞
Dimens. (LxWxH)	315x115x225 mm
Box (LxWxH)	390x155x270 mm
Weight box/net	4,0 / 3,7 Kg
Part number	99000081

New generation of professional battery chargers with inverter technology. Equipped with charge current selector, digital ammeter and voltmeter, thermal overload protection, protection against short circuits and polarity reversal, charge timer. Battery charge voltage and alternator tester. The charge function is carried out without output voltage peaks which could damage the electronic cards fitted on motor vehicles. EXPLORER 40 thanks to its specific software is ideal for charging the AGM, gel, calcium and lead batteries with which modern vehicles are equipped. Three different charging mode available: 1) Manual: it allows to select battery voltage (12 or 24V), type of battery to charge, maximum charging current, maximum charging time, desulphation phase; 2) Automatic charge from saved parameters: the user has the possibility to store his ideal charging setting and recall them automatically; 3) Automatic mode: the charge will be completely automatic once the user press the START button. Explorer 40 is also equipped with a 12V voltage stabilizer function with a maximum output current of 10Amp. This function is required to keep supplied the electronics on board during the following operations: A) change of battery on a vehicle or B) vehicle with motor switch OFF but needs to keep electronics working (i.e. show room display).



- 1 Display
- 2 Up & Down selection buttons
- 3 Charging parameter selection: Voltage, charging current, time and desulphation mode
- 4 Battery type selection: Pb/gel (Lead/Gel cell), Ca/Ca (Calcium/Calcium), Agm (Absorbent Glass Mat)
- 5 Battery voltage selection (12V or 24V)
- 6 Start and Stop
- 7 Voltage Stabilizer. With this function the charger can work as a power supply with 12V and 10A out

**NEW**

OPTIONAL

TROLLEY EXPLORER



99900260K

	EXPLORER 120	EXPLORER 130
Input voltage (1ph)	230V ± 10% · 50/60Hz	230V ± 10% · 50/60Hz
Power	1600 W	2000 W
Battery Voltage	12 V	12 V
Amp. 60335-2-29	100 A	120 A
Rated Ref. Cap.	1200 Ah 15h	1500 Ah 15h
Charging Pos.	∞	∞
Dimens. (LxWxH)	320x105x292 mm	320x105x292 mm
Box (LxWxH)	345x230x350 mm	345x230x350 mm
Weight box/net	8,6 / 4,7 Kg	10,5 / 6,5 Kg
Part number	99000084	99000085



**PERFECT FOR BATTERY SUPPORT DURING DIAGNOSTIC
AND REPROGRAMMING**

Our new multi-process battery chargers EXPLORER 120 and 130 are designed with the latest inverter technology and are fully connected. Capable of charging up to 120Amp. They can charge 12V batteries, both Lead (Gel, AGM, Liquid, Calcium) and Lithium (LiFePO4). Perfect as equipment to support the battery during diagnostic (reprogramming) or showroom needs.

4 OPERATING MODES:

Charge: for 12 V Lead (Gel, AGM, Liquid, Calcium) or Lithium (LiFePO4) batteries from 5 to 1500 Ah · Diagnostic: battery support function up to 120Amp for 12V batteries during the reprogramming of the vehicles' PCBS or during diagnostic test · Showroom: provides the battery with current compensation when using the electrical accessories of a demonstration vehicle · Tester: possibility to test the vehicle's battery. Alternator test or boosting test.

AUTOMATIC CHARGE:

Equipped with an "Automatic Charge" mode which allows to extend the battery life and performance. The software in charging mode has 2 different charging curves between Lead and Lithium batteries. 8 step charge for Lead and 9 step charge for Lithium batteries.

ADVANCED MODES:

In addition to the functions listed above, the battery chargers have advanced modes such as: "Auto-detect" charging process that allows the start of the charge in automatic mode • "Auto-restart" function: in case of power failure the device restarts from the stop point • Calibration function in case of charging cables over 5 meters (8 meters max) • 11 customizable profiles: possibility to save customized profiles according to the user preference

OTHER FEATURES:

USB port: Possibility to add, cancel or change the charging modes thanks to USB devices. Possibility to extract data for analysis. • External port: Possibility to add external modules such as printers, barcode readers via the external port • 100% safe: it has various control and safety systems. Protection against short-circuits, reverse polarity, overcharging. Equipped with temperature sensor to prevent electronic part overheating • Shockproof and anti-vibration structure • Without external ventilation. Advantages: silent operation and no infiltration of dust or dirt from the outside


	SPEEDY 150
Input voltage	(1ph) 230V ± 10% • 50/60Hz
Power	190 W
Battery Voltage	12 V
Amp. Eff.	16 A
Amp. 60335-2-29	11 A
Max. boost current	140 Acc
Amp 1/C	85 A
Rated Ref. Cap.	165 Ah 15h
Charging Pos.	2 + Boost
Dimens. (LxWxH)	200x260x175 mm
Box (LxWxH)	230x275x205 mm
Weight box/net	7 / 6,6 Kg
Part number	99005051

Portable battery chargers and starters. Equipped with charging current control selector, ammeter, thermal overload protection, internal fuse protection against short circuits and polarity reversal.



	SPEEDY 250	SPEEDY 430
Input voltage (1ph)	230V ± 10% • 50/60Hz	230V ± 10% • 50/60Hz
Power	650 W	1000 W
Battery Voltage	12/24 V	12/24 V
Amp. Eff.	27 A	42 A
Amp. 60335-2-29	18 A	28 A
Max. boost current	220 Acc	380 Acc
Amp 1/C	135 A	260 A
Rated Ref. Cap.	270 Ah 15h	420 Ah 15h
Charging Pos.	2 + Boost	3 + Boost
Dimens. (LxWxH)	235x220x335 mm	245x250x435 mm
Box (LxWxH)	295x255x390 mm	280x285x465 mm
Weight box/net	11,4 / 10,7 Kg	16,8 / 16,2 Kg
Part number	99005052	99005031

Portable battery chargers and starters. Equipped with charging current control selector, ammeter, thermal overload protection, internal fuse protection against short circuits and polarity reversal.



	RAPID 280	RAPID 380
Input voltage (1ph)	230V ± 10% • 50/60Hz	230V ± 10% • 50/60Hz
Power	460 W	900 W
Battery Voltage	12 V	12/24 V
Amp. Eff.	38 A	38 A
Amp. 60335-2-29	25 A	25 A
Max. boost current	240 Acc	280 Acc
Amp 1/C	160 A	200
Rated Ref. Cap.	375 Ah 15h	375 Ah 15h
Charging Pos.	2 + Boost	2 + Boost
Dimens. (LxWxH)	235x220x335 mm	235x220x335 mm
Box (LxWxH)	295x255x390 mm	295x255x390 mm
Weight box/net	13,6 / 12,9 Kg	13,8 / 13,1 Kg
Part number	99005040	99005041

Portable battery chargers and starters. Equipped with charging current control selector, ammeter, thermal overload protection, internal fuse protection against short circuits and polarity reversal.



	RAPID 480
Input voltage	(1ph) 230V ± 10% • 50/60Hz
Power	1320 W
Battery Voltage	12/24 V
Amp. Eff.	55 A
Amp. 60335-2-29	36 A
Max. boost current	450 Acc
Amp 1/C	315 A
Rated Ref. Cap.	540 Ah 15h
Charging Pos.	6 + Boost
Dimens. (LxWxH)	245x250x435 mm
Box (LxWxH)	280x285x465 mm
Weight box/net	20,4 / 19,8 Kg
Part number	99005053

Portable battery chargers and starters. Equipped with charging current control selector, ammeter, thermal overload protection, internal fuse protection against short circuits and polarity reversal.



	SPRINT CAR 341	SPRINTCAR 441
Input voltage (1ph)	230V ± 10% • 50/60Hz	230V ± 10% • 50/60Hz
Power	1000 W	1320 W
Battery Voltage	12/24 V	12/24 V
Amp. Eff.	45 A	55 A
Amp. 60335-2-29	30 A	36 A
Max. boost current	300 Acc	380 Acc
Amp 1/C	200 A	260 A
Rated Ref. Cap.	450 Ah 15h	540 Ah 15h
Charging Pos.	3 + Boost	3 + Boost
Dimens. (LxWxH)	260x415x650 mm	260x415x650 mm
Box (LxWxH)	280x355x595 mm	280x355x595 mm
Weight box/net	18,5 / 17,6 Kg	21,8 / 20,9 Kg
Part number	99010046	99010047

Professional battery chargers and starters on wheels. Equipped with slow/fast charging current selector, ammeter, thermal overload protection and internal fuse protection against short circuits and polarity reversal.



	SPRINT CAR 540	SPRINT CAR 640
Input voltage (1ph)	230V ± 10% • 50/60Hz	230V ± 10% • 50/60Hz
Power	1440 W	1800 W
Battery Voltage	12/24 V	12/24 V
Amp. Eff.	60 A	75 A
Amp. 60335-2-29	40 A	50 A
Max. boost current	480 Acc	580 Acc
Amp 1/C	330 A	400 A
Rated Ref. Cap.	600 Ah 15h	750 Ah 15h
Charging Pos.	6 + Boost	6 + Boost
Dimens. (LxWxH)	320x487x745 mm	320x487x745 mm
Box (LxWxH)	330x395x790 mm	330x395x790 mm
Weight box/net	30,8 / 29,5 Kg	32 / 30,7 Kg
Part number	99010041	99010030

Professional battery chargers and starters on wheels. Equipped with slow/fast charging current selector, ammeter, thermal overload protection and internal fuse protection against short circuits and polarity reversal.



CAR PROTECTION SYSTEM


The battery chargers equipped with **CPS Safe Car system** allow the charge or starting (boosting) of the vehicles in safety mode with the goal to preserve the integrity of both the battery and the electronics on board.

Autostar range (CPS Boost): Starting (Boosting) function with safety mode. The Autostar range thanks to the CPS – Car Protection system, allow the boosting of the vehicles in total safety. An electronic control allow to verify the charge status of the battery on board. The boosting start only within certain conditions. The pcb control the output voltage spikes in order to protect the electronics on board. **Digicar range (Full CPS):** this range has both the safety boosting mode and the possibility to control and set the charge of the batteries in an efficient mode, without disconnecting the battery from its terminals.

Possibility to set / view:

- type of battery to charge (optimal charging curve for each type)
- charging mode
- charging current or time of charging thanks to the easy to use potentiometer
- to view the set parameters thanks to the digital display

CPS



	AUTOSTAR 300	AUTOSTAR 500
Input voltage (1ph)	230V ± 10% • 50/60Hz	230V ± 10% • 50/60Hz
Power	460 W	1300 W
Battery Voltage	12 V	12/24 V
Amp. Eff.	38 A	55 A
Amp. 60335-2-29	25 A	36 A
Max. boost current	300 Acc	450 Acc
Amp 1/C	210 A	320 A
Rated Ref. Cap.	375 Ah 15h	540 Ah 15h
Charging Pos.	2 + Boost	6 + Boost
Dimens. (LxWxH)	345x250x280 mm	345x250x280 mm
Box (LxWxH)	440x275x255 mm	440x275x255 mm
Weight box/net	14,4 / 13,7 Kg	19 / 18,3 Kg
Part number	99005043	99005044

Portable battery chargers and starters. Equipped with charging current control selector and charging current level ammeter. Protected with internal fuse protection against short-circuits or polarity reversal and thermostatic protection against protracted boostings. They are equipped with C.P.S. (car protection system) system in order to activate and disable, in a fully automatic way, the boosting function to protect the on board vehicle's board.



**CARRELLO
OPTIONAL**
99900194A



AUTOSTAR 500

AUTOSTAR 701

Input voltage	(1ph) 230V ± 10% · 50/60Hz
Power	1800 W
Battery Voltage	12/24 V
Amp. Eff.	75 A
Amp. 60335-2-29	50 A
Max. boost current	580 Acc
Amp 1/C	400 A
Rated Ref. Cap.	750 Ah 15h
Charging Pos.	6 + Boost
Dimens. (LxWxH)	320x487x745 mm
Box (LxWxH)	350x420x770 mm
Weight box/net	32,6 / 31,3 Kg
Part number	99010037

Battery chargers and starters on wheels. Equipped with charging current control selector and charging current level ammeter. Protected with internal fuse protection against short-circuits or polarity reversal and thermostatic protection against protracted boostings. They are equipped with C.P.S. (car protection system) system in order to activate and disable, in a fully automatic way, the boosting function to protect the on board vehicle's board.


AUTOSTAR 1001

Input voltage	(3ph) 230/400V ± 10% 50/60Hz
Power	2200 W
Battery Voltage	12/24 V
Amp. Eff.	90 A
Amp. 60335-2-29	60 A
Max. boost current	1000 Acc
Amp 1/C	560 A
Rated Ref. Cap.	900 Ah 15h
Charging Pos.	14 + Boost
Dimens. (LxWxH)	330x575x770 mm
Box (LxWxH)	375x575x850 mm
Weight box/net	55,2 / 53,7 Kg
Part number	99010038

Battery chargers and starters on wheels. Equipped with charging current control selector and charging current level ammeter. Protected with internal fuse protection against short-circuits or polarity reversal and thermostatic protection against protracted boostings. They are equipped with C.P.S. (car protection system) system in order to activate and disable, in a fully automatic way, the boosting function to protect the on board vehicle's board.



	AUTOSTAR 1300
Input voltage	(3ph) 230/400V $\pm 10\%$ • 50/60Hz
Power	2900 W
Battery Voltage	12/24 V
Amp. Eff.	120 A
Amp. 60335-2-29	80 A
Max. boost current	1300 Acc
Amp 1/C	850 A
Rated Ref. Cap.	1200 Ah 15h
Charging Pos.	12 + Boost
Dimens. (LxWxH)	330x575x770 mm
Box (LxWxH)	375x575x850 mm
Weight box/net	70,6 / 69,2 Kg
Part number	99010042

Battery chargers and starters on wheels. Equipped with charging current control selector and charging current level ammeter. Protected with internal fuse protection against short-circuits or polarity reversal and thermostatic protection against protracted boostings. They are equipped with C.P.S. (car protection system) system in order to activate and disable, in a fully automatic way, the boosting function to protect the on board vehicle's board.



	AUTOSTAR 2000
Input voltage	(3ph) 230/400V $\pm 10\%$ • 50/60Hz
Power	3600 W
Battery Voltage	12/24 V
Amp. Eff.	150 A
Amp. 60335-2-29	120 A
Max. boost current	2000 Acc
Amp 1/C	1100 A
Rated Ref. Cap.	1800 Ah 15h
Charging Pos.	12 + Boost
Dimens. (LxWxH)	330x575x770 mm
Box (LxWxH)	375x575x850 mm
Weight box/net	89,2 / 87,8 Kg
Part number	99010043

Battery chargers and starters on wheels. Equipped with charging current control selector and charging current level ammeter. Protected with internal fuse protection against short-circuits or polarity reversal and thermostatic protection against protracted boostings. They are equipped with C.P.S. (car protection system) system in order to activate and disable, in a fully automatic way, the boosting function to protect the on board vehicle's board.



DIGICAR: NEW INTELLIGENT CHARGER/STARTER

The new DIGICAR are professional charger/starter with electronic control (microprocessor). An advanced control panel allows the user to select different type of batteries to charge (AGM, GEL, LIQUID or UNIVERSAL), 4 different charging levels (accordingly to the battery capacity), and/or to set a charging time (TIMER).

The electronic charging control guarantee an optimized battery charge (100%) and to avoid to disconnect the battery from the vehicle. The user is not required to check/control the charging process since that is fully automatic and safe.

Once the charging phase is complete, the DIGICAR will start the maintenance step. Battery voltage (12V or 24V) is shown on the display on board. During the charging phase it's possible to visualize the battery voltage, the charging % or residual charging time.

Moreover, thanks to 3 LED on the control panel, the user can check the battery status (Low, Medium, Fully charged). DIGICAR models are equipped with advanced safety systems such as: reverse polarity, overcurrent, battery fault, safe and protect boosting process.

SUPPLY FUNCTION: a very important feature for the new DIGICAR range is the SUPPLY function, which allows to keep supplied a vehicle's battery (at 13,5V or 27V) during the reprogramming of vehicle's electronic units.

SAFE START: thanks to the advanced electronic system (CPS), the DIGICAR range allow a safe and protect boost of the vehicles (at 12V or 24V). Very useful with modern vehicles which are equipped with various electronic boards that might get damaged in case of not-protect boosting with high voltage peak.

AUTOMATIC START: the CPS system do not require remote control for starting the vehicle. All DIGICAR models will supply the starting current only once the user turns the car's key.

	DIGICAR 540E
Input voltage	(1ph) 230V ± 10% · 50/60Hz
Power	1320 W
Battery Voltage	12/24 V
Amp. Eff.	55 A
Amp. 60335-2-29	36 A
Max. boost current	380 Acc
Amp 1/C	260 A
Rated Ref. Cap.	540 Ah 15h
Charging Pos.	4 + Boost
Dimens. (LxWxH)	260x415x650 mm
Box (LxWxH)	275x355x655 mm
Weight box/net	22,6 / 21,7 Kg
Part number	99010049



	DIGICAR 1100E • SUPPLY
Input voltage	(1ph) 230V ± 10% • 50/60Hz
Power	2200 W
Battery Voltage	12/24 V
Amp. Eff.	100 A
Amp. 60335-2-29	70 A
Max. boost current	580 Acc
Amp 1/C	400 A
Rated Ref. Cap.	1000 Ah 15h
Charging Pos.	4 + Boost + Supply
Dimens. (LxWxH)	320x487x745 mm
Box (LxWxH)	350x420x770 mm
Weight box/net	35 / 33,5 Kg
Part number	99010051



CONTROL PANEL



- 1 Selection charge level or boost mode
- 2 Battery type selection
- 3 SUPPLY function
- 4 Timer
- 5 LED: Charge status or errors indication
- 6 Start/Stop key
- 7 Display: battery voltage (charge), residual time, overcurrent
- 8 ON/OFF switch



**SMART CHARGER 3.8 Ah
INCLUDED**

**FUSE Spare parts KIT
INCLUDED**

Rechargeable power supply and boost starter ideal as an engine starter for cars, power boats, vans. It guarantees the lowest self-discharge and can be recharged by its own charger or from the cigarette lighter socket. Electronic memories on board are protected during the vehicles' batteries replacement. Several protection are fitted.

	BOOSTY 25	BOOSTY 31
Recharge	(1ph) 230V ± 10% • 50/60Hz	(1ph) 230V ± 10% • 50/60Hz
Internal battery	12V 22Ah	12V 23Ah
Voltage	12V	12V
Boost rate	2500 Amp	3100 Amp
Cranking rate	850Amp	1170Amp
Charging capacity	14.9V max	14.9V max
Charging voltage	12V 3.8Ah	12V 3.8Ah
Charging technology	Smart Charger	Smart Charger
Lyfe of battery	400 Cicli	400 Cicli
Batteries	1	1
Sealed battery	■	■
Voltage Spikes protection	■	■
ABS shock-proof cases	■	■
Automatic charger	■	■
Lighter scocket cord	■	■
Trolley	-	-
Buzzer	-	-
Completely isolated clamps	■	■
Cable diameter	25 mm ²	25 mm ²
Lenght of cables	111 cm	111 cm
Dimens. (LxWxH)	430x160x335 mm	430x160x335 mm
Box (LxWxH)	470x180x370 mm	470x180x370 mm
Weight net	11,65 kg	13,6 kg
Part number	99005068	99005064





**SMART CHARGER 3.8 Ah
INCLUDED**

**FUSE Spare parts KIT
INCLUDED**

Rechargeable power supply and boost starter ideal as an engine starter for cars, power boats, vans. It guarantees the lowest self-discharge and can be recharged by its own charger or from the cigarette lighter socket. Electronic memories on board are protected during the vehicles' batteries replacement. Several protection are fitted.

	BOOSTY TRUCK 12/24	
Recharge	(1ph) 230V ± 10% • 50/60Hz	
Internal battery	12V 2x23 Ah	
Voltage	12V	24V
Boost rate	6200 Amp	3100 Amp
Cranking rate	2340 Amp	1170 Amp
Charging capacity	14.9 V	25,2 V
Charging voltage	12V 3.8Ah	
Charging technology	Smart Charger	
Lyfe of battery	400 Cicli	
Batteries	2	
Sealed battery	■	
Voltage Spikes protection	■	
ABS shock-proof cases	■	
Automatic charger	■	
Lighter scocket cord	■	
Trolley	■	
Buzzer	■	
Completely isolated clamps	■	
Cable diameter	50 mm ²	
Lenght of cables	165 cm	
Dimens. (LxWxH)	370x285x465 mm	
Box (LxWxH)	380x295x485 mm	
Weight net	26 kg	
Part number	99005065	





	POWER UP 8.0
Input	5V = 2A
Output	5V = 3A · 9V = 2A
Output Quick Charge	5V = 2.1A
Output Jump Start	12V
Battery capacity	8000 mAh (29.6 Wh)
Full charging time	± 2h
Start current	200 A
Peak current	500A
Operating temperature	-20°C ~ 60°C
Dimension	156 x 83 x 29 mm
Weight	350 g
Part number	99005067

12V multifunction portable starter · High Efficiency LiPo Lithium Battery · 3 functions available: Booster 12V, Power Bank, Emergency LED light · Capable of starting all 12V vehicles up to 3.5L gasoline cars · USB port for charging electronic devices (mobile phones, tablets, MP3 players etc.) · Equipped with short-circuit protection, overload, over-discharge, polarity inversion, over-voltage · ABS structure with V0 fire rating · Long service life: over 1000 operating cycles




VELCRO ON THE BACK

	SUPER POWER 13.0
Input	5V \approx 3A
Output USB	5V \approx 2.4A
Output Quick Charge	5V \approx 3A \cdot 9V \approx 2A \cdot 12V \approx 1.5A
Output DC	15V \approx 10A
Output Type-C	15W
Output Jump Start	12V
Battery capacity	13000 mAh
Full charging time	\pm 5-6h
Start current	300 A
Peak current	800A
Operating temperature	-20°C ~ 60°C
Dimension	152 x 81 x 32 mm
Weight	1,2 Kg
Part number	99005069

12V multifunction portable starter \cdot High Efficiency LiPo Lithium Battery \cdot 3 functions available: Booster 12V, Power Bank, Emergency LED light \cdot Capable of starting all 12V vehicles up to 3.5L gasoline cars \cdot USB and USB Type-C port for charging electronic devices (mobile phones, tablets, MP3 players etc.) \cdot Equipped with short-circuit protection, overload, over-discharge, polarity inversion, over-voltage \cdot ABS structure with V0 fire rating \cdot Long service life: over 1000 operating cycles



	T1
Dimensions (LxWxH)	90x55x30 mm
Weight net	0,20 kg
Part number	99090040

2V Digital Read-out Battery Tester • Test and control of battery and alternator • Check the battery charge power status • Test whether the alternator is working properly • Battery start capacity control • Battery overcharging indication • Direct 12V cigarette socket plug-in • USB socket for 5V for powering mobile phones, I-pod, I-pad and laptops



	T5	T10
Dimensioni valigetta (LxWxH)	320x105x285 mm	310x95x275 mm
Dimensioni (LxWxH)	320x105x285 mm	320x105x285 mm
Peso netto	1,6 / 1,3 kg	1,8 / 1,6 kg
Codice	99090038	99090039



PROFESSIONAL BATTERY & ELECTRICAL SYSTEM ANALYZER

MAIN FEATURES:

Reverse polarity and short circuit protection • Ease of use: Pictograms only. No text. • Touch screen with sensor technology • Premium Carry-On Case • Modern LCD Display

MODEL T5

Battery Tester and Electrical System Analyzer • 12V Car & Motorcycles Batteries • Fully graphical display • WET, AGM, EFB & GEL Batteries • CCA, SAE, EN, IEC, DIN, CA, JIS • Starter & Alternator Tests • Data transfer to PC • Premium carry-on case

MODEL T10

12V Car & Motorcycles Batteries • Fully graphical display • WET, AGM, AGM Spiral EFB, CA & GEL Batteries • CCA, SAE, EN, EN1, EN2, IEC, DIN, CA/MCA, JIS • Starter & Alternator Tests • Grounding Tests • Data transfer to PC • Memory savings • Premium carry-on case • Built-in Printer


T10





MMA (ELECTRODE)

HOT START is an increased welding current value compare to the set value. This extra current will be delivered during the arc strike to facilitate it. This function allows arc strike without metallurgic defective on the welding joint, easy start and anti-sticking function. • **ARC-FORCE** it's an automatic welding current increase that is delivered when the arc, during the welding, is too short. Doing so we avoid electrode sticking, a better quality and simplicity of welding. Particularly useful in case of use of basic and cellulosic electrodes and during vertical welding). • **ANTI-STICKING**: this is an electronic function that control and reduces the welding current to a very low value in case of sticking electrode.



TIG LIFT

LIFT ARC START: arc strike in LIFT mode. When the electrode touch the material to be welded, the current lift up to set value with a slop up value, avoiding to damage the electrode and to contaminate the welding bead. • **SLOPE UP**: the welding current reach the current set value at the select time. The slope up avoid to damage the electrode and to set a soft start on material to be welded. • **SLOP DOWN**: the welding current turn off at the set time. This allow the user to fill the crater that might form at the end of the welding bead. • **PULSE FREQUENCY**: in TIG Pulse mode, the user has the possibility to set the square wave frequency. It helps to reduce the heat transfer on the material to weld; to concentrate the weld seam and to have a higher penetration. • **POST GAS**: set time to allow the gas to protect and cool down the welding bead at the end of the process.

MMA / TIG LIFT • WELDING

	PART NUMBER	CODE CASE KIT	CODE BAG KIT	CODE BOX KIT	AMP MAX	INPUT VOLTAGE	MAX Ø ELECTRODE	CABLE CONNECT.	TIG
JET 155	99200076	-	-	-	140A	1ph 230V	3,25 mm	Direct	
UTIL 166N	99200079	-	-	-	140A	1ph 230V	3,25 mm	Direct	
NOVA 191N	99200081	-	-	-	170A	1ph 230/400V	4 mm	Lugs	
UTIL186N	99200089	-	-	-	150A	1ph 230V	3,25 mm	Direct	
NOVA 260N	99200085	-	-	-	190A	1ph 230/400V	4 mm	Lugs	
SPARC 146	99805991	-	-	99806001	120A	1ph 230V ± 10%	3,25 mm	25 mm ²	
SPARC 186	99805992	-	99806012	99806002	160A	1ph 230V ± 10%	4 mm	25 mm ²	
SPARC 226	99805993	-	99806013	99806003	200A	1ph 230V ± 10%	4 mm	25 mm ²	
GALILEO 179	99806008	-	99806010	-	160A	1ph 230V ± 10%	4 mm	50 mm ²	■
GALILEO 219	99806009	-	99806011	-	200A	1ph 230V ± 10%	5 mm	50 mm ²	■
FLEXY 160	99805986	99805987	-	-	160A	1ph 115/230V ± 10%	4 mm	50 mm ²	■

	JET 155N
Input Voltage	(1ph) 230V 50/60Hz
Power 60%	3 KVA
U _o	48 V
Amp. Min-Max	35 ÷ 140 A±10%
Ø Electrode	1,6 ÷ 3,25 mm
Insulation	H
Protec. Degree	IP21S
Dimens. (LxWxH)	370x215x290 mm
Box (LxWxH)	450x240x305 mm
Weight box/net	15,2 / 14,5 Kg
Price number	99200076

Single-phase AC portable welding units. Stepless control of the welding current. Thermostatic overload protection, complete with welding accessories.



INCLUDED	
Hammer / Brush	21905039
Welding plastic mask	21905064

	UTIL 166N	NOVA 191N
Input Voltage	(1ph) 230V 50/60Hz	(1ph) 230/400V 50/60Hz
Power 60%	3,2 KVA	4 KVA
U _o	48 V	48 V
Amp. Min-Max	35 ÷ 140 A±10%	35 ÷ 170 A±10%
Ø Electrode	1,6 ÷ 3,25 mm	1,6 ÷ 4 mm
Insulation	H	H
Protec. Degree	IP21S	IP21S
Dimens. (LxWxH)	410x255x315 mm	500x255x350 mm
Box (LxWxH)	485x285x325 mm	550x280x365 mm
Weight box/net	16,6 / 15,8 Kg	19,6 / 18,5 Kg
Price number	99200079	99200081

Single-phase AC portable welding units. Stepless control of the welding current. Thermostatic overload protection.



INCLUDED	
Hammer / Brush	21905039
Welding plastic mask	21905064

	UTIL 186N
Input Voltage	(1ph) 230V 50/60Hz
Power 60%	4 KVA
U _o	48 V
Amp. Min-Max	40 ÷ 150 A±10%
Ø Electrode	1,6 ÷ 3,25 mm
Insulation	H
Protec. Degree	IP21S
Dimens. (LxWxH)	590x340x550 mm
Box (LxWxH)	485x285x325 mm
Weight box/net	20,7 / 19,8 Kg
Price number	99200089

Single-phase AC welding units, on wheels, with cooling fan. Stepless control of the welding current. Thermostatic overload protection. Complete with welding accessories.



INCLUSO CON KIT BORSA

Hammer / Brush	21905039
Welding plastic mask	21905064

	NOVA 260N
Input Voltage	(1ph) 230/400V 50/60Hz
Power 60%	4,4 KVA
U _o	48 V
Amp. Min-Max	35 ÷ 190 A±10%
Ø Electrode	1,6 ÷ 4 mm
Insulation	H
Protec. Degree	IP21S
Dimens. (LxWxH)	670x340x585 mm
Box (LxWxH)	485x285x325 mm
Weight box/net	24 / 22,9 Kg
Price number	99200085

Single-phase AC welding units, on wheels, with cooling fan. Stepless control of the welding current. Thermostatic overload protection.



SPARC RANGE



Easy-to-use welding inverter: optimum welding performance with all types of commercial electrodes (rutile, basic, stainless steel). They fit overvoltage, over temperature and anti-sticking control. As they are compact and lightweight, they are ideal for home/hobby applications.

	SPARC 146	SPARC 186	SPARC 226
Input Voltage	(1ph) 230V ± 10% • 50/60Hz	(1ph) 230V ± 10% • 50/60Hz	(1ph) 230V ± 10% • 50/60Hz
Power 60%	2,5 KW	2,5 KW	3,2 KW
U ₀	70 V	70 V	70 V
Amp. Min-Max	10 ÷ 120 A	10 ÷ 160 A	10 ÷ 200 A
Duty Cycle 40°C	120A @ 25% 80A @ 50% 60A @ 100%	160A @ 25% 100A @ 60% 80A @ 100%	200A @ 25% 130A @ 60% 100A @ 100%
Ø Electrode	1,6 ÷ 3,2 mm	1,6 ÷ 4,0 mm	1,6 ÷ 4,0 mm
Electrode type	6013 - 7018	6013 - 7018	6013 - 7018
Insulation	H	H	H
Protection degree	IP22S	IP22S	IP22S
Dimens. (LxWxH)	285x120x255 mm	285x120x255 mm	285x120x255 mm
Weight box/net	3,5 / 4,0 Kg	3,7 / 4,2 Kg	3,9 / 4,4 Kg
Power source part number	99805991	99805992	99805993
Dim. in carton box	380x245x240 mm	380x245x240 mm	380x245x240 mm
Weight in carton box	4,9 / 5,2 Kg	5,9 / 6,2 Kg	7,0 / 7,6 Kg
Kit Carton box part number	99806001	99806002	99806003
Dim. in Helvi Bag M	-	450x220x270 mm	450x220x270 mm
Weight in Helvi Bag M	-	7,4 / 8,2 Kg	7,8 / 8,6 Kg
KIT Helvi Bag M part number	-	99806012	99806013



146



186



226

HELVI CONFIGURATION KIT



CARTON BOX



HELVI BAG M

SPARC 146 · CARTON BOX	
43210238	Ground cable · 10mm ² · 1,6 m
43205118	Welding Cable · 10mm ² · 2,4 m
21905039	Hammer/brush
99806001	

SPARC 186 · CARTON BOX	
43210229	Ground cable · 16mm ² · 2 m
43205114	Welding Cable · 16mm ² · 3 m
21905039	Hammer/brush
99806002	

SPARC 226 · CARTON BOX	
43210236	Ground cable · 16mm ² · 2 m
43205114	Welding Cable · 16mm ² · 3 m
21905039	Hammer/brush
99806003	

SPARC 186 · HELVI BAG M	
43210229	Ground cable · 16mm ² · 2 m
43205114	Welding Cable · 16mm ² · 3 m
21905039	Hammer/brush
21905178	Helvi Bag M · 450x220x270 mm
99806012	

SPARC 226 · HELVI BAG M	
43210236	Ground cable · 16mm ² · 2 m
43205114	Welding Cable · 16mm ² · 3 m
21905039	Hammer/brush
21905178	Helvi Bag M · 450x220x270 mm
99806013	

CONTROL PANEL



- 1 Ampere adjustment scale
- 2 Adjustment scale for electrode diameter
- 3 Regulation Knob
- 4 Electrodes diameter legend to facilitate the settings
- 5 Thermic protection LED
- 6 Power LED

GALILEO 179

Input Voltage	(1ph) 230V ± 10% · 50/60Hz
Power 60%	4,8 KW
U _o	52 V
Amp. Min-Max	10 ÷ 160 A
Duty Cycle 40°C	160A @ 60% 130A @ 100%
Ø Electrode	1,6 ÷ 4 mm
Electrode type	6013 - 7018
Insulation	H
Protection degree	IP23S
Dimens. (LxWxH)	360x140x255 mm
Box (LxWxH)	510x175x280 mm
Weight box/net	6,7 / 6,2 Kg
Power source part number	99806008
Dim. in Helvi Bag XL	530x300x345 mm
Weight in Helvi Bag XL	10,9 / 8,3 Kg
Kit Helvi Bag XL part number	99806010

Easy-to-use welding inverters: optimum welding performance with all types of commercial electrodes (rutile, basic, stainless steel). They fit overvoltage, over temperature and anti-sticking control. They are equipped with STICK/TIG (lift arc) selector. They can be connected to power sources and long connection lines. They are ideal for maintenance jobs and workshops applications.



INCLUDED WITH HELVI BAG XL KIT

Ground cable	43210170 · 25mm ² · 2m
Welding cable	43205097 · 25mm ² · 3m
Helvi BAG XL	21905139



GALILEO 219

Input Voltage	(1ph) 230V ± 10% · 50/60Hz
Power 60%	6 KW
U _o	48 V
Amp. Min-Max	10 ÷ 200 A
Duty Cycle 40°C	200A @ 60% 155A @ 100%
Ø Electrode	1,6 ÷ 5 mm
Electrode type	6013 - 7018
Insulation	H
Protection degree	IP23S
Dimens. (LxWxH)	360x140x255 mm
Box (LxWxH)	510x175x280 mm
Weight box/net	7,2 / 6,7 Kg
Power source part number	99806009
Dim. in Helvi Bag XL	530x300x345 mm
Weight in Helvi Bag XL	11,5 / 8,8 Kg
Kit Helvi Bag XL part number	99806011

Easy-to-use welding inverters: optimum welding performance with all types of commercial electrodes (rutile, basic, stainless steel). They fit overvoltage, over temperature and anti-sticking control. They are equipped with STICK/TIG (lift arc) selector. They can be connected to power sources and long connection lines. They are ideal for maintenance jobs and workshops applications.



INCLUDED WITH HELVI BAG XL KIT

Ground cable	43210170 · 25mm ² · 2m
Welding cable	43205097 · 25mm ² · 3m
Helvi BAG XL	21905139



FLEXY 160		
Input Voltage	115V · 50/60Hz	230V · 50/60Hz
Power 60%	2,7 KW	2,9 KW
U _o	55 V	55 V
Amp. Min-Max	10 ÷ 120 A	10 ÷ 160 A
Duty Cycle 40°C	100A @ 30%	160A @ 25%
	80A @ 60%	105A @ 60%
	70A @ 100%	80A @ 100%
Ø Electrode	1,6 ÷ 3,25 mm	1,6 ÷ 4 mm
Electrode type	6013 - 7018	
Insulation	H	
Protection degree	IP22S	
Dimens. (LxWxH)	410x140x245 mm	
Box (LxWxH)	510x175x280 mm	
Weight box/net	7,2 / 6,6 Kg	
Power source part number	99805986	
Dim. Plastic case (LxWxH)	500x470x160 mm	
Weight with plastic case	11,4 / 10,6 Kg	
Plastic case kit part number	99805987	

MMA/TIG inverters technology machines designed to be powered from any input voltage between 90 to 270V. Thanks to the FLEX-LINE function, the device automatically recognizes the value of the input power supply (110V or 220V). Equipped with the PFC function, which ensures high efficiency of the units and allows to weld with high currents and low consumptions.



INCLUDED WITH PLASTIC CASE KIT

Ground cable	43210185 · 16mm ² · 2m
Welding cable	43205098 · 16mm ² · 3m
Hammer/brush	21905039
Plastic case	21690609





TIG DC HF · TIG AC/DC WELDING

	PART NUMBER	KIT CODE	AMP MAX	INPUT VOLTAGE	MAX Ø ELECTRODE	CABLE CONNECT.	TIG	AC/DC
GALILEO TIG 219 HF	99806005	99806007	200A	1ph 230V ± 10%	5 mm	50 mm²	■	-
COMPACT 211 EASY AC/DC PFC	99806014	99806014K	200A	1ph 110/230V ± 10%	5 mm	50 mm²	■	■



TIG DC HF · TIG AC/DC HF

HF (High Frequency) ARC START

Arc strike in HF mode. The electric arc is activated remotely by the HF system. It's not required to touch the material to be welded. In this way you avoid to damage the electrode and to contaminate the welding bead.

TIG AC/DC

In order to weld aluminum alloys we need a TIG power source able to generate an AC current. These alloys creates a layer of aluminum oxide which needs to be broken. We can obtain this results thanks to the polarity change (for a half-period the current breaks the layer of oxide and for the other half-period the current heat the piece to be welded, which allows the fusion and the welding).

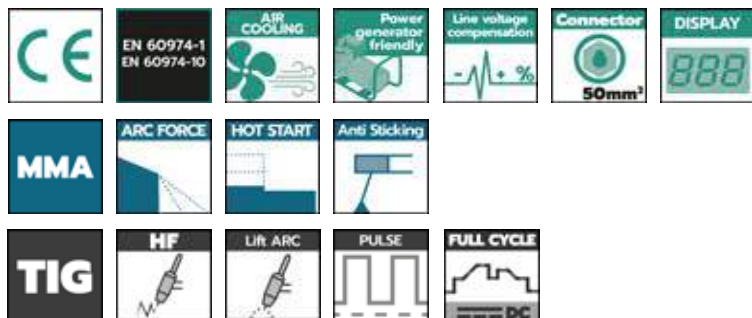
TIG AC/DC power source, other than the above mentioned functions, allows the user to set the following parameters:

- **AC FREQUENCY:** allows to narrow or to enlarge the electric arc (welding bead) changing the frequency from a maximum value to a minimum value (High frequency: narrow arc / low frequency: larger arc).
- **AC BALANCE:** allows to have more or less cleaning action and therefore to have more or less heat transfer on the piece to be welded. More balance value improve the heat transfer. Conversely a lower balance value increase the cleaning action.

GALILEO TIG 219 HF

Input Voltage	(1ph) 230V ± 10% · 50/60Hz	
	MMA	TIG
Power 60%	5,3 KW	4,2 KW
U_o	64 V	64 V
Amp. Min-Max	5 ÷ 170 A	5 ÷ 200 A
Duty Cycle 40°C	170A @ 25% 110A @ 60% 85A @ 100%	200A @ 25% 130A @ 60% 100A @ 100%
Ø Electrode	1,6 ÷ 4 mm	-
Electrode type	6013 - 7018	-
Insulation	H	
Protection degree	IP23S	
Dimens. (LxWxH)	400x140x245 mm	
Box (LxWxH)	510x175x280 mm	
Weight box/net	8,2 / 7,7 Kg	
Power source part number	99806005	
Dimens. in Helvi Bag XL	610x305x350 mm	
Weight in Helvi Bag XL	13,9 / 11,3 Kg	
Helvi Bag XL KIT Part number	99806007	

Inverter power sources designed to meet the needs of the most demanding users. Easy-to-use both in STICK welding and TIG welding with HF start. Model 219HF: all main welding parameters can be adjusted by the user: in TIG welding, 2stroke or 4stroke mode, pre-gas, up-slope time, pulsation frequency, basic current, down-slope time, crater filler current, post-gas; in STICK welding Hot Start and Arc Force are adjustable. Equipped with digital ammeter which shows welding current and preset parameters. Model 201HF is equipped with an user friendly front panel where you can select 2T/4T, Tig slope down, MMA arc force.


INCLUDED WITH HELVI BAG XL KIT


TIG torch Ergotig 26	23020157 · 50mm² · 4m · 3 pin
Ground cable	43210170 · 25mm² · 2m
Gas Hose KIT	30900030
TIG Welding gloves	21905133 T010 · Size 10
Helvi Bag XL	21905139



COMPACT 211 EASY AC/DC PFC

Input Voltage	(1ph) 110V ± 10% · 50/60Hz			(1ph) 230V ± 10% · 50/60Hz		
	MMA	TIG		MMA	TIG	
	DC	DC	AC	DC	DC	AC
Power 60%	2,2 KW	2 KW	2 KW	4 KW	2,3 KW	2,5 KW
U _o	45 V	45 V	45 V	45 V	45 V	45 V
Amp. Min-Max	5 ÷ 100 A	5 ÷ 140 A	10 ÷ 140 A	5 ÷ 170 A	5 ÷ 200 A	10 ÷ 200 A
Duty Cycle 40°C	100A 35% 75A 60% 60A 100%	140A 40% 110A 60% 85A 100%	140A 40% 110A 60% 85A 100%	170A 30% 120A 60% 90A 100%	200A 25% 130A 60% 100A 100%	200A 30% 140A 60% 110A 100%
Ø Electrode	1,6 ÷ 2,5 mm	-	-	1,6 ÷ 5 mm	-	-
Electrode type	6013 - 7018	-	-	6013 - 7018	-	-
Insulation	H					
Protect. degree	IP23					
Dimens. (LxWxH)	400x195x395 mm					
Box (LxWxH)	685x290x485 mm					
Weight net	12,0 / 11,2 Kg					
Part number	99806014					

Inverter Power generator single-phase designed for AC TIG aluminium welding and DC TIG welding for steel. Arc striking with HF or LIFT ARC mode. MMA mode also available. Thanks to the inverter technology and microprocessors, the welding process is controlled at all times, guaranteeing excellent welding dynamics and optimal arc ignition. Thanks to the FLEX-LINE function, the device automatically recognizes the value of the input power supply (110V or 220V). Equipped with the PFC function, which ensures high efficiency of the unit and allows to weld with high currents and low consumptions. The COMPACT EASY 211 AC/DC is equipped with an easy-to-use and intuitive control panel. 3 welding modes available: TIG AC, TIG DC e STICK (MMA).


INCLUDED

Connector	22105166 · 12 pins · Male (for TIG Torch)
-----------	---

OPTIONAL

Tig Torch TIG 26	23020410 · 12 pin · 4m
Ground Cable	43210170K · 25mm² · 2m
Trolley	99900171A
Foot remote control	99810021

INCLUDED WITH KIT VERSION

Power source	99806014 · Compact 211 Easy AC/DC
TIG Torch	23020410 · Tig 26 · 4m · 50mm² · 12 pins
Ground Cable	43210170 · 25mm² · 2m · 200 Amp
Gas Hose Kit	30900030
KIT part number	99806014K

CONTROL PANEL


- 1 TIG AC / TIG DC / MMA Selection
- 2 Regulation knob
- 3 2T/4T selection
- 4 TIG Parameters adjustment:
AC Balance · AC Frequency · Pulse
- 5 Digital Display.
Before welding: shows pre-set value.
During welding: shows welding current.
- 6 LED: Power · thermal protection · over current



MIG / MAG WELDING

	PART NUMBER	AMP MAX	INPUT VOLTAGE	WIRE SPOOL	GAS NO GAS	CABLE CONNECT.	TORCH CONNECT.	WIRE FEEDER TYPE
PANTHER 152	99405021	145A	1ph 230V ± 10%	1 ÷ 5 Kg	■	Direct	Direct	2 rolls
MONOMIG 186	99400054	170A	1ph 230V ± 10%	5 ÷ 15 Kg	-	Direct	Euro Connection	2 rolls
MONOMIG 196	99400038	180A	1ph 230V ± 10%	5 ÷ 15 Kg	-	Direct	Euro Connection	2 rolls
MONOMIG 216	99400050	220A	1ph 230V ± 10%	5 ÷ 15 Kg	-	25 mm ²	Euro Connection	2 rolls metallic
MONOMIG 246	99400051	250A	1ph 230V ± 10%	5 ÷ 15 Kg	-	25 mm ²	Euro Connection	2 rolls metallic
MONOMIG 286	99400052	280A	1ph 230V ± 10%	5 ÷ 15 Kg	-	25 mm ²	Euro Connection	2 rolls metallic
EASYMIG 208N	99410051	190A	3ph 230/400V ± 10%	5 ÷ 15 Kg	-	25 mm ²	Euro Connection	2 rolls
EASYMIG 238	99410037	240A	3ph 230/400V	5 ÷ 15 Kg	-	25 mm ²	Euro Connection	2 rolls
MAXIMIG 278	99410072	260A	3ph 230/400V ± 10%	5 ÷ 15 Kg	-	25 mm ²	Euro Connection	2 rolls metallic
MAXIMIG 298	99410073	300A	3ph 230/400V ± 10%	5 ÷ 15 Kg	-	50 mm ²	Euro Connection	2 rolls metallic
UNIMIG 298	99425062	300A	3ph 230/400V ± 10%	5 ÷ 15 Kg	-	50 mm ²	Euro Connection	2 rolls metallic

PANTHER 152 • GAS - NO GAS

Input voltage	(1ph) 230V ± 10% • 50/60Hz
Power 60%	2,4 KW
U ₀	18 ÷ 28 V
Amp. Min-Max	30 ÷ 145 A
Duty Cycle 40°C	130A @ 20% 75A @ 60% 55A @ 100%
Adjustment positions	4
Steel	0,6 ÷ 0,8 Ø mm
Stainless Steel	0,8 Ø mm
Aluminium	0,8 Ø mm
Flux Core (No Gas)	0,8 ÷ 1,0 Ø mm
Insulation	H
Protec. Degree	IP22S
Dimens. (LxWxH)	680x350x470 mm
Box (LxWxH)	565x320x400 mm
Weight box/net	28 / 27 Kg
Part number	99405021

Single-phase portable MIG welding units with cooling fan. Polarity can be reversed to weld using cored wire without shielding gas. Equipped with torch, earth cable, cored wire spool. Well suited to weld without shielding gas and pressure reducer. The 152 model is equipped with wheels. The reel holder accepts spools from 1 to 5 kg



INCLUDED

MIG Torch (fixed)	23000072 • 10mm ² • 2m
Ground cable	43210108 • 10mm ² • 1,8m
Flux core wire reel	21910028 • Ø 0,9mm • 0,225kg
Welding plastic mask	21905064
Glasses KIT	44900001
Drive roll	33805001 • 0,6 ÷ 0,8 mm • Knurled



MONOMIG 186

MONOMIG 196

Input voltage	(1ph) 230V ± 10% 50/60Hz	(1ph) 230V ± 10% 50/60Hz
Power 60%	3 KW	3 KW
U ₀	18 ÷ 34 V	23 ÷ 42 V
Amp. Min-Max	30 ÷ 170 A	30 ÷ 180 A
Duty Cycle 40°C	165A @ 15% 83A @ 60% 64A @ 100%	180A @ 15% 93A @ 60% 72A @ 100%
Adjustment positions	6	6
Steel	0,6 ÷ 0,8 Ø mm	0,6 ÷ 0,8 Ø mm
Stainless Steel	0,8 Ø mm	0,8 Ø mm
Aluminium	0,8 ÷ 1,0 Ø mm	0,8 ÷ 1,0 Ø mm
Insulation	H	H
Protec. Degree	IP22S	IP22S
Dimens. (LxWxH)	770x460x660 mm	770x460x660 mm
Box (LxWxH)	795x360x540 mm	795x360x540 mm
Weight box/net	54,6 / 52,5 Kg	55 / 53 Kg
Part number	99400054	99400038

Single-phase MIG welding units on wheels. Equipped with Euro connection torch, pressure regulator, gas hose, earth cable and clamp. All models are equipped with timer for spot welding. Suitable for light welding workshops. The reel holder accepts spools from 5 to 15 kg.



INCLUDED

	MONOMIG 186	MONOMIG 196
MIG Torch	23000440 MA 15 • 3m	23000424 15 AK • 3m
Ground cable	43210010 16mm ² • 2m	43210010 16mm ² • 2m
Pressure regulator	22905090 ECO mini CO ₂	22905049 mini CO ₂
Adaptor for gas bottle	22910014	22910014
Drive roll	33805023 Ø 0,6÷0,8 mm Knurled	33805023 Ø 0,6÷0,8 mm Knurled
Spool holder spacer	21690031 Ø 50 mm • H=30 mm 21690480 Ø 50 mm • H=18 mm	21690031 Ø 50 mm • H=30 mm 21690480 Ø 50 mm • H=18 mm



	MONOMIG 216	MONOMIG 246
Input voltage	(1ph) 230V ± 10% 50/60Hz	(1ph) 230V ± 10% 50/60Hz
Power 60%	4,6 KW	5,5 KW
U _o	19 ÷ 34 V	18 ÷ 43 V
Amp. Min-Max	30 ÷ 220 A	30 ÷ 250 A
Duty Cycle 40°C	200A @ 20% 125A @ 60% 95A @ 100%	200A @ 35% 145A @ 60% 110A @ 100%
Adjustment positions	8	8
Steel	0,6 ÷ 1,0 Ø mm	0,6 ÷ 1,0 Ø mm
Stainless Steel	0,8 ÷ 1,0 Ø mm	0,8 ÷ 1,0 Ø mm
Aluminium	0,8 ÷ 1,0 Ø mm	0,8 ÷ 1,0 Ø mm
Insulation	H	H
Protec. Degree	IP22S	IP22S
Dimens. (LxWxH)	880x500x740 mm	880x500x740 mm
Box (LxWxH)	940x390x620 mm	940x390x620 mm
Weight box/net	71 / 69 Kg	77 / 73,6 Kg
Part number	99400050	99400051

Single-phase MIG welding units on wheels. Equipped with Euro connection torch, pressure regulator, gas hose, earth cable and clamp. All models are equipped with timer for spot welding. Suitable for light welding workshops. The reel holder accepts spools from 5 to 15 kg.



INCLUDED

	MONOMIG 216	MONOMIG 246
MIG Torch	23000424 15 AK · 3m	23000424 15 AK · 3m
Ground cable	43210167 25mm ² · 3m	43210167 25mm ² · 3m
Pressure regulator	22905049 mini CO ₂	22905049 mini CO ₂
Adaptor for gas bottle	22910014	22910014
Drive roll	33805003 Ø 0,6÷0,8 mm	33805003 Ø 0,6÷0,8 mm
Spool holder spacer	21690031 Ø 50 mm · H=30 mm	21690031 Ø 50 mm · H=30 mm
	21690480 Ø 50 mm · H=18 mm	21690480 Ø 50 mm · H=18 mm



	MONOMIG 286
Input voltage	(1ph) 230V ± 10% · 50/60Hz
Power 60%	7,4 KW
U _o	18 ÷ 46 V
Amp. Min-Max	30 ÷ 280 A
Duty Cycle 40°C	250A @ 30% 180A @ 60% 140A @ 100%
Adjustment positions	8
Steel	0,6 ÷ 1,0 Ø mm
Stainless Steel	0,8 ÷ 1,0 Ø mm
Aluminium	0,8 ÷ 1,0 Ø mm
Insulation	H
Protec. Degree	IP22S
Dimens. (LxWxH)	880x500x740 mm
Box (LxWxH)	940x390x620 mm
Weight box/net	83,5 / 80 Kg
Part number	99400052

Single-phase MIG welding units on wheels. Equipped with Euro connection torch, pressure regulator, gas hose, earth cable and clamp. All models are equipped with timer for spot welding. Suitable for light welding workshops. The reel holder accepts spools from 5 to 15 kg.



INCLUDED

MIG Torch	23000425 · 25 AK · 3m
Ground cable	43210167 · 25mm ² · 3m
Pressure regulator	22905049 · mini CO ₂
Adaptor for gas bottle	22910014
Drive roll	33805003 · Ø 0,6÷0,8 mm
Spool holder spacer	21690031 · Ø 50 mm · H=30 mm
	21690480 · Ø 50 mm · H=18 mm



	EASYMIG 208N
Input voltage	(3ph) 230/400V ± 10% · 50/60Hz
Power 60%	3,5 KW
U _o	16,5 ÷ 32 V
Amp. Min-Max	30 ÷ 190 A
Duty Cycle 40°C	190A @ 25% 130A @ 60% 95A @ 100%
Adjustment positions	7
Steel	0,6 ÷ 1,0 Ø mm
Stainless Steel	0,8 ÷ 1,0 Ø mm
Aluminium	0,8 ÷ 1,0 Ø mm
Insulation	H
Protec. Degree	IP22S
Dimens. (LxWxH)	770x465x660 mm
Box (LxWxH)	795x360x540 mm
Weight box/net	56 / 54 Kg
Part number	99410051



Three-phase MIG welding units on wheels. Equipped with Euro connection torch, pressure regulator, gas hose, earth cable and clamp. These units are equipped with timer for spot welding. The reel holder accepts spools from 5 to 15 kg. The Easymig 208N is suitable for car body repair and welding workshops.



INCLUDED	
MIG Torch	23000424 · 15 AK · 3m
Ground cable	43210138 · 16mm ² · 2m
Pressure regulator	22905090 · ECO mini CO ₂
Adaptor for gas bottle	22910014
Drive roll	33805023 · Ø 0,6-0,8 mm Knurled
Spool holder spacer	21690031 · Ø 50 mm · H=30 mm
	21690480 · Ø 50 mm · H=18 mm

	EASYMIG 238
Input voltage	(3ph) 230/400V ± 10% · 50/60Hz
Power 60%	5,9 KW
U _o	17 ÷ 38 V
Amp. Min-Max	30 ÷ 240 A
Duty Cycle 40°C	230A @ 35% 175A @ 60% 135A @ 100%
Adjustment positions	7
Steel	0,6 ÷ 1,0 Ø mm
Stainless Steel	0,8 ÷ 1,0 Ø mm
Aluminium	0,8 ÷ 1,0 Ø mm
Insulation	H
Protec. Degree	IP22S
Dimens. (LxWxH)	770x465x660 mm
Box (LxWxH)	795x360x540 mm
Weight box/net	69 / 67 Kg
Part number	99410037



Three-phase MIG welding units on wheels. Equipped with Euro connection torch, pressure regulator, gas hose, earth cable and clamp. These units are equipped with timer for spot welding. The reel holder accepts spools from 5 to 15 kg. The Easymig 238 models is suitable for car body repair and welding workshops.



INCLUDED	
MIG Torch	23000424 · 15 AK · 3m
Ground cable	43210167 · 25mm ² · 3m
Pressure regulator	22905090 · ECO mini CO ₂
Adaptor for gas bottle	22910014
Drive roll	33805023 · Ø 0,6-0,8 mm Knurled
Spool holder spacer	21690031 · Ø 50 mm · H=30 mm
	21690480 · Ø 50 mm · H=18 mm

	MAXIMIG 278	MAXIMIG 298
Input voltage	(3ph) 230/400V ± 10% 50/60Hz	(3ph) 230/400V ± 10% 50/60Hz
Power 60%	6,4 KW	8,5 KW
U _o	17 ÷ 43 V	18 ÷ 45 V
Amp. Min-Max	30 ÷ 250 A	30 ÷ 300 A
Duty Cycle 40°C	250A @ 30% 185A @ 60% 140A @ 100%	290A @ 35% 225A @ 60% 175A @ 100%
Adjustment positions	10	14
Steel	0,6 ÷ 1,0 Ø mm	0,6 ÷ 1,2 Ø mm
Stainless Steel	0,8 ÷ 1,0 Ø mm	0,8 ÷ 1,2 Ø mm
Aluminium	0,8 ÷ 1,0 Ø mm	0,8 ÷ 1,0 Ø mm
Insulation	H	H
Protec. Degree	IP22S	IP22S
Dimens. (LxWxH)	880x500x740 mm	880x500x740 mm
Box (LxWxH)	940x390x620 mm	940x390x620 mm
Weight box/net	76,8 / 73,4 Kg	94 / 90,6 Kg
Part number	99410072	99410073



Three-phase MIG welding units on wheels. Equipped with Euro connection torch, pressure regulator, gas hose, earth cable and clamp. These units are equipped with timer for spot welding. The reel holder accepts spools from 5 to 15 kg. The Maximig 278 and 298 models are suitable for professional and industrial use.



INCLUDED

	MAXIMIG 278	MAXIMIG 298
MIG Torch	23000424 15 AK · 3m	23000425 25 AK · 3m
Ground cable	43210167 25mm² · 3m	43210142 35mm² · 3m
Pressure regulator	22905049 mini CO ₂	22905049 mini CO ₂
Adaptor for gas bottle	22910014	22910014
Drive roll	33805003 Ø 0,6÷0,8 mm 21690031 Ø 50 mm · H=30 mm	33805101 Ø 0,8÷1,0 mm 21690031 Ø 50 mm · H=30 mm
Spool holder spacer	21690480 Ø 50 mm · H=18 mm	21690480 Ø 50 mm · H=18 mm

	UNIMIG 298 · T2E
Input voltage	(3ph) 230/400V ± 10% · 50/60Hz
Power 60%	9,5 KW
U _o	18 ÷ 45 V
Amp. Min-Max	30 ÷ 300 A
Duty Cycle 40°C	300A @ 35% 230A @ 60% 180A @ 100%
Adjustment positions	14
Steel	0,6 ÷ 1,2 Ø mm
Stainless Steel	0,8 ÷ 1,2 Ø mm
Aluminium	0,8 ÷ 1,0 Ø mm
Insulation	H
Protec. Degree	IP22S
Dimens. (LxWxH)	920x500x1240 mm
Box (LxWxH)	Power source · 940x390x610 mm Wire feeder · 675x290x485 mm
Weight box/net	121,4 / 116,8 Kg
Part number	99425062



Three-phase MIG welding unit on wheels. Equipped with Euro connection torch, pressure regulator, gas hose, earth cable and clamp, with timer for spot welding and with welding current display. Well suited for medium size industrial welding workshops. The model is supplied with a 2 rolls separate wire feed unit with 5m interconnecting cable.



INCLUDED

MIG Torch	23000425 · 25 AK · 3m
Ground cable	43210142 · 35mm² · 3m
Interconnection cable	44890001 · 35mm² · 5m
Pressure regulator	22905094 maxi CO ₂
Adaptor for gas bottle	22910014
Wheels T2E (x4)	21625001
Drive roll	33805003 · Ø 0,6÷0,8 mm 21690031 · Ø 50 mm · H=30 mm
Spool holder spacer	21690480 · Ø 50 mm · H=18 mm



MAIN FEATURES

- Inverter Technology
- Automatic line voltage compensation
- Light and versatile
- Patent useful torch storage and cable wrapper
- Easy to set thanks to the printed welding parameters
- "Set and Weld" mode for FOX 185
- Excellent results even for novice users
- Power generator friendly

MULTIPROCESS INVERTER


	PART NUMBER	AMP MAX	INPUT VOLTAGE	WIRE SPOOL	GAS NO GAS	TORCH CONNECT.	WIRE FEEDER TYPE
MINI FOX 161	99820060	150A	1ph 230V ± 10%	1 Kg	■	Direct	2 rolls
FOX 165	99820050	150A	1ph 230V ± 10%	1 ÷ 5 Kg	■	Direct	2 rolls
FOX 189	99820051	180A	1ph 230V ± 10%	1 ÷ 5 Kg	■	Euro Connection	2 rolls metallic
FOX 185	99820039	170A	1ph 115/230V	1 ÷ 5 Kg	■	Euro Connection	2 rolls
FOX 211	99820053	200A	1ph 230V ± 10%	1 ÷ 5 Kg	■	Euro Connection	2 rolls metallic
TP 195A	99820057	180A	1ph 230V ± 10%	5 ÷ 15 Kg	■	Euro Connection	2 rolls metallic
TP 202	99820038K	170A	1ph 230V ± 10%	1 ÷ 5 Kg	-	Euro Connection	4 rolls metallic

OPTIONAL FOR FOX RANGE

OPTIONAL "EASY GAS"

	22905118	Pressure regulator Micro 130 bar without manometer
	04600404	Gas bottle plastic support
	21900001	Disposable gas bottles CO ₂
	21900002	Disposable gas bottles Argon
	21900003	Disposable gas bottles Argon CO ₂
	99900195A	Trolley

OPTIONAL "FULL GAS"

	99900258	
		Trolley HD AIR



mini FOX 161

Input Voltage	(1ph) 230V ± 10% · 50/60Hz
A 60%	13,5 A
Power 60%	2 KW
Amp. Min-Max	10 ÷ 150 A
Duty Cycle 40°C	150A @ 20% 90A @ 60% 70A @ 100%
Steel	0,8 Ø mm
Flux Core	0,9 Ø mm
Insulation	H
Protection degree	IP22S
Dimensions (LxWxH)	370x170x260 mm
Box (LxWxH)	575x245x360 mm
Weight box/net	10,0 / 9,2 Kg
Part number	99820060


NEW


INCLUDED

MIG Torch (Fixed)	23000142K · 10mm² · 2,7m
Ground cable	43210234 10mm² · 2m
Flux Core Wire spool	21910116 0,5 Kg · Ø 0,9mm
Gas Hose KIT	30900030
Hammer/Brush	21905039

FOX 165 MIG/MMA

	FOX 165 MIG/MMA	
Input voltage	(1ph) 230V ± 10% • 50/60Hz	
Power 60%	1,9 KVA	
	MMA	MIG
U _o	70 V	70 V
Amp. Min-Max	20 ÷ 150 A	25 ÷ 150 A
Duty Cycle 40°C	150A @ 20% 85A @ 60% 65A @ 100%	150A @ 25% 95A @ 60% 75A @ 100%
Steel	-	0,6 ÷ 0,8 Ø mm
Stainless Steel	-	0,6 ÷ 0,8 Ø mm
Flux Core	-	0,9 Ø mm
Ø Electrode	1,6 ÷ 3,25 Ø mm	-
Electrode Type	6013 - 7018 - CrNi	-
Insulation	H	
Protec. Degree	IP22S	
Dimens. (LxWxH)	480x220x385 mm	
Box (LxWxH)	590x260x435 mm	
Weight box/net	12,0 / 10,5 Kg	
Part number	99820050	



INCLUDED

MIG Torch	23000132 · 10mm² · 2,7m
Ground cable	43210299 16mm² · 2m
Flux Core Wire spool	21910116 0,5 Kg · Ø 0,9mm
Drive roll	33805074 · Ø 25 mm · 0,6 ÷ 0,8/0,9 mm Knurled
Gas hose KIT	30900030

OPTIONAL

Trolley	99900195A
Welding cable (MMA)	43205054K



FOX 189 MIG/MMA

Input voltage	(1ph) 230V ± 10% · 50/60Hz	
Power 60%	2,9 KVA	2,3 KVA
	MMA	MIG
U _o	70 V	70 V
Amp. Min-Max	20 ÷ 180 A	25 ÷ 180 A
Duty Cycle 40°C	180A @ 20% 105A @ 60% 75A @ 100%	180A @ 20% 105A @ 60% 75A @ 100%
Steel	-	0,6 ÷ 0,8 Ø mm
Stainless Steel	-	0,8 ÷ 1,0 Ø mm
Flux Core	-	0,9 Ø mm
Brazing	-	0,8 ÷ 1,0 Ø mm
Ø Electrode	1,6 ÷ 4,0 Ø mm	-
Electrode type	6013 - 7018 - CrNi	
Insulation	H	
Protection degree	IP22S	
Dimensions (LxWxH)	480x220x385 mm	
Box (LxWxH)	590x260x435mm	
Weight	12,5 / 10,5 Kg	
Part number	99820051	


INCLUDED

MIG Torch	230000424 · 15 AK · 3m
Ground cable	43210229 · 16mm² · 2m
Flux Core Wire spool	21910116 · 0,5 Kg · Ø 0,9mm
Drive roll	33805023 · Ø 30 mm · 0,6÷0,8/0,9 mm
Gas hose Kit	30900030

OPTIONAL

Trolley	99900195A
Welding cable (MMA)	43205028K

FOX 185 Flex-Line

Input voltage	(1ph) 115V · 50/60Hz			(1ph) 230V · 50/60Hz		
Power 60%	1,9 KVA			2,8 KVA		
	MMA	TIG	MIG	MMA	TIG	MIG
U _o	80 V	9,5 V	60 V	80 V	9,5 V	60 V
Amp. Min-Max	20 ÷ 100 A	5 ÷ 110 A	25 ÷ 120 A	20 ÷ 170 A	5 ÷ 170 A	25 ÷ 170 A
Duty Cycle 40°C	100A 40% 85A 60% 65A 100%	110A 40% 90A 60% 70A 100%	120A 40% 100A 60% 75A 100%	170A 25% 110A 60% 85A 100%	170A 25% 110A 60% 85A 100%	170A 25% 110A 60% 85A 100%
Steel	0,6 ÷ 1,0 Ø mm					
Stainless Steel	0,8 ÷ 1,0 Ø mm					
Flux Core	0,9 Ø mm					
Aluminium	0,8 ÷ 1,0 Ø mm					
Brazing	0,8 ÷ 1,0 Ø mm					
Ø Electrode	1,6 ÷ 3,25 Ø mm					
Electrode type	6013 - 7018 - CrNi					
Insulation	H					
Protection degree	IP22S					
Dim. (LxWxH)	480x220x385 mm					
Box (LxWxH)	590x260x435 mm					
Weight box/net	16 / 12 Kg					
Part number	99820039					


INCLUDED

MIG Torch	230000424 · 15 AK · 3m
Ground cable	43210138 16mm² · 2m
Flux Core Wire spool	21910116 · 0,5 Kg · Ø 0,9mm
Welding cable (MMA)	43205109 10mm² · 3m
Pressure regulator	22905090 ECO mini CO ₂
Adaptor for gas bottles	22910014
Gas hose Kit	30900030
Drive roll	33805003 · Ø 30 mm · 0,6 ÷ 0,8 mm
Drive roll	33805067 · Ø 30 mm · 1,0 ÷ 1,2 mm Knurled

OPTIONAL

Trolley	99900195A
---------	-----------

FOX 211 DIGITAL			
Input voltage	(1ph) 230V ± 10% · 50/60Hz		
Power 60%	5,5 KVA		
	MMA	TIG	MIG
U _o	65 V	65 V	35 V
Amp. Min-Max	5 ÷ 200 A	5 ÷ 200 A	20 ÷ 200 A
Duty Cycle 40°C	200A @ 35% 150A @ 60% 120A @ 100%	200A @ 35% 150A @ 60% 120A @ 100%	200A @ 35% 160A @ 60% 140A @ 100%
Steel	-	-	0,8 ÷ 1,0 Ø mm
Stainless Steel	-	-	0,9 Ø mm
Flux Core	-	-	0,8 ÷ 1,0 Ø mm
Aluminium	-	-	0,6 ÷ 1,0 Ø mm
Brazing	-	-	0,8 ÷ 1,0 Ø mm
Ø Electrode	1,6 ÷ 5,0 Ø mm	-	-
Electrode type	6013 - 7018 - CrNi		
Insulation	H		
Protection degree	IP22S		
Dim. (LxWxH)	480x220x385 mm		
Box (LxWxH)	640x260x435 mm		
Weight box/net	23 / 19 Kg		
Part number	99820053		



INCLUDED

MIG Torch	23000350 · ERGOPLUS 25 · 3m
Ground cable	43210132 · 25mm² · 3m
Welding cable (MMA)	43205098 · 16mm² · 3m
Pressure regulator	22905090 · ECO mini CO ₂
Adaptor for gas bottles	22910014
Gas hose KIT	30900030
Drive roll	33805101 · Ø 30 mm · 0,8 ÷ 1,0 mm

OPTIONAL

Trolley	99900195A
TIG Torch	23020154



TP 195A			
Input voltage	(1ph) 230V ± 10% · 50/60Hz		
Power 60%	2,3 KVA		
	MMA	TIG	MIG
U _o	70 V	70 V	70 V
Amp. Min-Max	20 ÷ 180 A	5 ÷ 180 A	25 ÷ 180 A
Duty Cycle 40°C	180A @ 20% 105A @ 60% 75A @ 100%	180A @ 20% 105A @ 60% 75A @ 100%	180A @ 20% 105A @ 60% 75A @ 100%
Steel	-	-	0,6 ÷ 1,0 Ø mm
Stainless Steel	-	-	0,9 Ø mm
Flux Core	-	-	0,8 ÷ 1,0 Ø mm
Aluminium	-	-	0,8 ÷ 1,0 Ø mm
Brazing	-	-	0,8 ÷ 1,0 Ø mm
Ø Electrode	1,6 ÷ 3,25 Ø mm	-	-
Electrode type	6013 - 7018 - CrNi		
Insulation	H		
Protection degree	IP22S		
Dim. (LxWxH)	770x465x660 mm		
Box (LxWxH)	795x360x540 mm		
Weight box/net	37 / 33 Kg		
Part number	99820057		



INCLUDED

MIG Torch	23000424 · 15 AK · 3m
Ground cable	43210138 · 16mm² · 2m
Pressure regulator	22905090 · ECO mini CO ₂
Adaptor for gas bottle	22910014
Drive roll	33805003 · Ø 30 mm · 0,6 ÷ 0,8 mm

OPTIONAL

TIG Torch	23020173 · 17V · 4m
-----------	---------------------



MULTITORCH MIG WELDING INVERTER

TP 202	
Input voltage	(1ph) 230V ± 10% · 50/60Hz
Power 60%	2,8 KVA
MIG	
U _o	60 V
Amp. Min-Max	25 ÷ 170 A
Duty Cycle 40°C	170A @ 25% 110A @ 60% 85A @ 100%
Steel	0,6 ÷ 1,0 Ø mm
Stainless Steel	0,8 ÷ 1,0 Ø mm
Aluminium	0,6 ÷ 1,0 Ø mm
Brazing	0,8 ÷ 1,0 Ø mm
Insulation	H
Protection degree	IP22S
Dim. (LxWxH)	770x465x660 mm
Box (LxWxH)	795x360x540 mm
Weight box/net	65,8 / 61,8 Kg
Part number	99820038K



INCLUDED

Ground cable	43210188 16mm² · 3m
MIG torch for Aluminium	23000452 MIG 15 · 3m · blue/black
MIG torch for CuSi ₃ wire	23000490 MIG 15 · 3m · green/black
Welding wire reel	21910075 CuSi ₃ · Ø 0,8 mm · 2 Kg
Welding wire reel	21910086 AlMg ₅ (5356) · Ø 1,0 mm · 2 Kg
Pressure regulator (x2)	22905049 mini CO ₂ /Argon · 2 manometers
Adaptor for gas bottles (x2)	22910014



It is a single-phase inverter welding unit on wheels with PFC technology (thanks to the very high power factor, it allows an energy saving of 35%), microprocessor-controlled, suitable for MIG/MAG (manual, synergic).

It is equipped with 2 digital displays which make the adjustment very easy and intuitive. Ideal for applications in welding metal shop and body workshops and specifically for the welding of stainless steel, aluminium and zinc-coated steels. Ideal for the use with two welding torches (not at the same time), two gas cylinders (Ar/Co₂ and Ar, Ø170mm max for standard bracket, two wire spools (Al and CuSi) enabling then a simple and fast use. In synergic MIG/ MAG welding, the microprocessor allows an easy adjustment and an optimal arc stability and welding quality. These generators are equipped with a user-friendly panel control.





PLASMA CUTTING

	PART NUMBER	AMP MAX	VOLTAGE	COMPRESSOR	MAX CUT
PC 33	99830024	30A	1ph 230V ± 10%	–	10 mm
PC 43	99830019	40A	1ph 230V ± 10%	–	15 mm
PC 45 DUAL	99830026K	40A	1ph 115/230V	–	15 mm
COMBI PC 302K	99830015	30A	1ph 230V	■	10 mm

	PC 33
Plasma Torch	PT40
Input Voltage	(1ph) 230V ± 10% · 50/60Hz
Power 60%	2,8 KVA
Range	10 ÷ 30 A
Cutting current	30A @ 30% 12A @ 100%
Max Cut	10 mm
Quality Cut	8 mm
Air pressure	4 - 5 bar
Air capacity	100 l/min
Insulation	H
Protection degree	IP22S
Dimensions (LxWxH)	380x155x320 mm
Box (LxWxH)	560x260x375 mm
Weight box/net	10,6 / 9,7 kg
Part number	99830024

The Plasma, based on Inverter technology, guarantees accurate and clean plasma cut up to 13mm thickness. Easy to handle and operate, this system is suitable for cutting thin materials at high speed. The front panel is provided with clear and simple graphics for the adjustment of the cutting current and to indicate the intervention of any of the internal safety devices. Extra operator protection is provided by a special Start system. It is well suited for auto body repair shops, air conditioning systems and general plate working.



INCLUDED	
Plasma Torch	23010070 · PT40 · 4m
Ground Cable	43210150 · 6mm² · 4m
ADDITIONAL CONSUMABLE KIT INCLUDED	
Contact tip	23015186 · Ø 0,8 mm · 20-30A
Contact tip	23015189 · Ø 0,65 mm · 10-20A
Electrode	23015187



	PC 43
Plasma Torch	PT40
Input Voltage	(1ph) 230V ± 10% · 50/60Hz
Power 60%	3,3 KVA
Range	10 ÷ 40 A
Cutting current	40A @ 20% 25A @ 60% 20A @ 100%
Max Cut	15 mm
Quality Cut	13 25cm/min
Air pressure	4 - 5,5 bar
Air capacity	100 l/min
Insulation	H
Protection degree	IP22S
Dimensions (LxWxH)	380x155x320 mm
Box (LxWxH)	560x260x375 mm
Weight box/net	11,8 / 10,8 kg
Part number	99830019

The Plasma, based on Inverter technology, guarantees accurate and clean plasma cut up to 13mm thickness. Easy to handle and operate, this system is suitable for cutting thin materials at high speed. The front panel is provided with clear and simple graphics for the adjustment of the cutting current and to indicate the intervention of any of the internal safety devices. Extra operator protection is provided by a special Start system. It is well suited for auto body repair shops, air conditioning systems and general plate working.



INCLUDED	
Plasma Torch	23010070 · PT40 · 4m
Ground Cable	43210150 · 6mm² · 4m
ADDITIONAL CONSUMABLE KIT INCLUDED	
Contact tip	23015186 · Ø 0,8 mm · 20-30A
Contact tip	23015189 · Ø 0,65 mm · 10-20A
Electrode	23015187



	PC DUAL 45	
Plasma Torch	PT40 EASY FIT	
Input Voltage (1ph)	115V • 50/60Hz	230V • 50/60Hz
Power 60%	2,3 KVA	3,3 KVA
Range	20 ÷ 30 A	20 ÷ 40 A
Cutting current	30A @ 35% 20A @ 100%	40A @ 40% 25A @ 100%
Max Cut	10 mm	15 mm
Quality Cut	-	13 25cm/min
Air pressure	4 - 5,5 bar	
Air capacity	100 l/min	
Insulation	H	
Protection degree	IP22S	
Dimensions (LxWxH)	380x155x320 mm	
Box (LxWxH)	590x260x455 mm	
Weight box/net	17,4 / 16,4 kg	
Part number	99830026K	

Plasma cutting unit based on inverter technology, designed to be powered from any input voltage between 90 to 270V. Thanks to the FLEX-LINE function, the device automatically recognizes the value of the input power supply (115V or 230V). The new plasma cutting machine has an innovative and personalized design that allows the user to put the torch into the side compartment, this for an easy transport of the set. Ideal for application in body workshop, maintenance and repair of metal sheets with thickness up to 15mm.



INCLUDED

Plasma Torch	23010090 • PT40 • 4m • 5pin • EasyFit
Ground Cable	43210217 • 6mm² • 4m

ADDITIONAL CONSUMABLE KIT INCLUDED

Contact tip	23015186 • Ø 0,8 mm • 20-30A
Contact tip	23015224 • Ø 0,9 mm • 30-40A
Electrode	23015187
Nozzle	23015188 • 6 holes



	PC COMBI 302K	
Plasma Torch	PT40C	
Input Voltage (1ph)	(1ph) 230V ± 10% • 50/60Hz	
Power 60%	2,5/3 KVA	
	Internal compressor	External air
Range	10 ÷ 25 A	10 ÷ 30 A
Cutting current	25A @ 40% 12A @ 100%	30A @ 30% 12A @ 100%
Max Cut	8 mm	10 mm
Air pressure	-	4,5 bar
Air capacity	-	100 l/min
Insulation	H	
Protection degree	IP22S	
Dimensions (LxWxH)	435x200x395 mm	
Box (LxWxH)	565x300x410 mm	
Weight box/net	21,5 / 20 kg	
Part number	99830015	

Plasma cutting systems based on inverter technology with internal compressor. Portable, single-phase, microprocessor-controlled and equipped with pneumatic torch without HF. Easily used even at some distance from a compressed air source, they produce quality cutting on all conductor materials such as steel, stainless steel, aluminium, copper, brass, etc. Suitable for lightweight and heavy bodywork, maintenance of large installations, air conditioning systems, shipyards and metalwork in general.




INCLUDED

Plasma Torch	23010067 • PT40C • 4m
Ground Cable	43210150 • 6mm² • 4m

ADDITIONAL CONSUMABLE KIT INCLUDED

Contact tip	23015186 • Ø 0,8 mm • 20-30A
Contact tip	23015289 • Ø 0,65 mm • 10-20A
Electrode	23015187
Nozzle	23015188 • 6 holes





SPOT WELDING

	PART NUMBER	VOLTAGE	MATERIAL
SPOT CAR EVO 4000	99500043	1ph 230V ± 10%	Steel
SPOT CAR EVO 5000	99500044	1ph 400V ± 10%	Steel
SPOT CAR ALU 33	99500039	1ph 230V ± 10%	Aluminium / Steel
SPOT CAR ALU 66	99500040	1ph 230V ± 10%	Aluminium / Steel
SPOTWELD 21	99500030	1ph 230V ± 10%	Steel
SPOTWELD 22E	99500022	1ph 230V ± 10%	Steel

SPOT CAR EVO 4000	
Input voltage	(1ph) 230V ± 10% · 50/60Hz
Power 50%	2,5 KVA
Max peak power	13 KVA
Delayed fuse	T16 A
U _o	8 V
Amp. Out	2850 (2%) A
Amp. Out Max	3200 A
Insulation	H
Protect. degree	IP22S
Dimens. (LxWxH)	345x250x280 mm
Box (LxWxH)	400x560x410 mm
Weight box/net	23,8 / 23,3 kg
Part number	99500043



INCLUDED	
Ground cable	99920108 · 50mm ² · 2,2m
Fast ground	99920122 · 16mm ² · 2m
Spot Gun	99920218 · 50mm ² · 2m · 3 pin
Accessories box + Extractor Hammer	99920124
OPTIONAL	
Trolley	99900194A



Multifunction Spotter ideal for quick works on car body, controller by microprocessor easy and fast setting through synergic programs for welding washers, rivets, wavy wires, heating function included. Automatic start contact system or manual. Supplied with gun, hearth cable, Kit accessories included: Hammer, 10 pieces three point washers kit, cylindrical head for three point washers, carbon electrode.

SPOT CAR EVO 5000	
Input voltage	(1ph) 400V ± 10% · 50/60Hz
Power 50%	6 KVA
Max peak power	13 KVA
Delayed fuse	T20 A
U _o	7,5 V
Amp. Out	3600 (3,5%) A
Amp. Out Max	5000 A
Insulation	H
Protect. degree	IP22S
Dimens. (LxWxH)	345x250x280 mm
Box (LxWxH)	400x560x410 mm
Weight box/net	31,6 / 30,6 kg
Part number	99500044



INCLUDED	
Ground cable	99920216 · 70mm ² · 2,2m
Fast ground	99920122 · 16mm ² · 2m
Spot Gun	99920223 · 70mm ² · 2m · 3 pin
Accessories box + Extractor Hammer	99920124
OPTIONAL	
Trolley	99900194A



Multifunction Spotter ideal for quick works on car body, controller by microprocessor easy and fast setting through synergic programs for welding washers, rivets, wavy wires, heating function included. Automatic start contact system or manual. Supplied with gun, hearth cable, Kit accessories included: Hammer, 10 pieces three point washers kit, cylindrical head for three point washers, carbon electrode.

	SPOT CAR ALU 33	SPOT CAR ALU 66
Input voltage (1ph)	230V ± 10% · 50/60Hz	230V ± 10% · 50/60Hz
Fuse	T10 A	T10 A
V _o	12 V	12 V
C	33000 µF	66000 µF
E	650 Joule max	1500 Joule max
T _s	1 ms	1,5 ms
Alu studs Ø	3 - 6 mm	3 - 8 mm
Dimens. (LxWxH)	345x250x280 mm	345x250x280 mm
Box (LxWxH)	400x560x410 mm	400x560x410 mm
Weight box/net	16,2 / 15,1 kg	19,0 / 17,9 kg
Part number	99500039	99500040

Spot Car Alu is a power source for capacitor discharge welding of studs from M3 to M8. Particularly suitable for quick repairs on aluminum bodywork. Controlled by a microprocessor. It is equipped with an advanced safety system that allows the discharge of the capacitor only when in contact with the piece.



INCLUDED

Fast Gun + Ground cable	99920500 · 3m · 3 pins
Accessories box	99920134

OPTIONAL

Trolley	99900194A
Pull System	99920141



	SPOTWELD 21	SPOTWELD 22E
Input voltage (1ph)	230V ± 10% · 50/60Hz	230V ± 10% · 50/60Hz
Delayed Fuse	16 A	25 A
Power 50%	1,2 KW	2,3 KW
Spot current	3800 (1,5%) Max A	6300 (1,5%) Max A
↓ Max. ↑	1 + 1 / Ø 6 + 6 mm	2 + 2 / Ø 6 + 6 mm
Spots/Thickness	300 / 1 + 1 N°/mm	300 / 1 + 1 N°/mm
U _o Max.	2 V	2,5 V
Power Max.	6 KW	13 KW
Dimens. (LxWxH)	100x440x185 mm	100x440x185 mm
Box (LxWxH)	165x455x340 mm	165x455x340 mm
Weight box/net	11 / 10,6 kg	11,4 / 11,1 kg
Part number	99500030	99500022

Portable spot-welders which can be directly connected to a grounded power outlet. Designed to be used in demanding applications, the SPOT-WELD is available in two versions: in the first model, spot-welding time is manually controlled by the operator, whereas the second version has electronic time control. The high level of transformer insulation safeguards the operator. Simplicity and low operating costs are the strong points of the SPOT-WELD range.





SAFETY

SAFETY

WELDING MASKS

	PART NUMBER	DESCRIPTION	OPTIC CLASS
4 SENSORS STORM VISION 4.1	21905151	Welding mask with respirator · 4 Sensors	1 / 1 / 1 / 1
4 SENSORS VISION 4.1	21905147	Welding mask · 4 Sensors	1 / 1 / 1 / 1
4 SENSORS SKY 4.0	21905179	Welding mask · 4 Sensors	1 / 1 / 1 / 2
2 SENSORS VISION 2.1	21905100	Welding mask · 2 Sensors	1 / 1 / 1 / 2
2 SENSORS SKY 2.0	21905125	Welding mask · 2 Sensors	1 / 1 / 1 / 2
MIRAGE	21905182	Welding mask · DIN 11	-
HELMET BAG	21905181	Practical bag for welding masks	-

WELDING CLOTHING

	PART NUMBER	DESCRIPTION	AVAILABLE SIZES (European)
JAKET	21905135	Welding Jacket	48 - 50 - 52 - 54 - 56
THROUSERS	21905136	Welding Trousers	48 - 50 - 52 - 54 - 56
TIG GLOVES	21905133	Professional welding gloves	09 - 10
MIG/MMA GLOVES	21905134	Professional welding gloves	10 - 11
SPLIT LEATHER GLOVES For welding	21905177	Professional welding gloves	One-Size-Fits-All
WELDING SHOES	21905149	Welding Shoes	39 - 40 - 41 - 42 - 43 - 44 - 45 - 46 - 47
APRON For welding	21905176	Welding Apron	One-Size-Fits-All

FUME EXTRACTORS

	PART NUMBER	HOSE TYPE	Ø HOSE	HOSE LENGTH	FILTRATION EFFICIENCY	NOISE LEVEL
PFE	99900230	Flexible	55 mm	2000 mm	99 %	72 dBA
MFE + ARMOTECH	99900235	Rigid	160 mm	3000 mm	99 %	74 dBA
MFE + ARMOFLEX	99900231	Flexible	160 mm	3000 mm	99 %	74 dBA
MFE HD + ARMOTECH	99900232	Rigid	160 mm	3000 mm	99,5 %	<= 70 dBA
MFE HD + ARMOFLEX	99900233	Flexible	160 mm	3000 mm	99,5 %	<= 70 dBA

4 SENSORS · STORM VISION 4.1
21905151


TRUE
COLORS

Optical Class **1/1/1/1**
 Filter size **133 x 114 x 9 mm**
 Viewing area **97 x 62 mm**
4 Sensors
 Light Shade **3.5**
 Darkness Shade **5 - 8 / 9 - 13** variable
 Grinding **YES DIN 4** Fixed
 Protection Adjustment **Internal**, variable shade
 UV/IR Protection up to **DIN 16**
 Switching time from Light to Dark **1/25000s**
 Switching time from Dark to Light **0.05 - 1.0s**
 Sensitivity/Delay **adjustable** by digital control (**10 levels**)
 Power Supply **Solar cells + 2 x CR2450 Lithium batteries**
 ON/OFF: manual ON - Automatic OFF
 Low Battery alarm **YES**, red pilot lamp
 Min Amp/TIG Rating **≥ 2A** AC - DC
 True Color filter **YES**


RESPIRATOR TECHNICAL DATA

2 air flow levels: **170 lpm** and **210 lpm**
 Filter efficiency: **99,97%** · Battery life: **9 h (170 lpm)**
 Recharge time: **1 h** · Weight: **1kg** · Approval: **EN12941- TH2t**

EXTERNAL GLASS	21905076	133 x 114 x 1 mm
INTERNAL GLASS	21905079	96,9 x 65,7 x 1 mm
EXTRA ACCESSORIES		
STANDARD BATTERY	21905155	-
EXTENDED BATTERY	21905156	-
EXTERNAL PROTECTION	21905159	-
FILTER PROTECTION	21905158	-
PARTICULATE FILTER	21905157	-
GAS FILTER	21905161	-



4 SENSORS · VISION 4.1

21905147



Optical Class **1/1/1/1**
Filter size **133 x 114 x 9 mm**
Viewing area **97 x 62 mm**
4 Sensors
Light Shade **3.5**
Darkness Shade **5 - 8 / 9 - 13** variable
Grinding **YES DIN 4** Fixed
Protection Adjustment **Internal**, variable shade
UV/IR Protection up to **DIN 16**
Switching time from Light to Dark **1/25000s**
Switching time from Dark to Light **0.05 - 1.0s**
Sensitivity/Delay **adjustable** by digital control (**10 levels**)
Power Supply **Solar cells + 2 x CR2450 Lithium batteries**
ON/OFF: manual ON - Automatic OFF
Low Battery alarm **YES**, red pilot lamp
Min Amp/TIG Rating \geq **2A AC - DC**
True Color filter **YES**

EXTERNAL GLASS	21905076	133 x 114 x 1 mm
INTERNAL GLASS	21905079	96,9 x 65,7 x 1 mm

4 SENSORS · SKY 4.0

21905179



Optical Class **1/1/1/2**
Filter size **110 x 90 x 9 mm**
Viewing area **100 x 53 mm**
4 Sensors
Light Shade **4**
Darkness Shade **5 - 8 / 9 - 13** variable
Grinding **YES DIN 4** Fixed
Protection Adjustment **External**, variable shade
UV/IR Protection up to **DIN 16**
Switching time from Light to Dark **1/25000s**
Switching time from Dark to Light **0.1 - 1.0s**
Sensitivity/Delay **adjustable** by infinite knob
Power Supply **Solar cells + 1 x CR2032 Lithium battery**
ON/OFF Automatic
Low Battery alarm **YES**, red pilot lamp
Min Amp/TIG Rating \geq **5A AC - DC**
True Color filter **YES**

EXTERNAL GLASS	21905168	120 x 104 x 1 mm
INTERNAL GLASS	21905169	105,6 x 58 x 0,8 mm

2 SENSORS · VISION 2.1
21905100


Optical Class **1/1/1/2**
 Filter size **110 x 90 x 9 mm**
 Viewing area **98 x 44 mm**
2 Sensors
 Light Shade **3.5**
 Darkness Shade **9 - 13**
 Grinding **YES**
 Protection Adjustment **Internal**, variable shade
 UV/IR Protection up to DIN **16**
 Switching time from Light to Dark **1/16000s**
 Switching time from Dark to Light **0.1 - 1.0s**
 Sensitivity/Delay **adjustable** by infinite knob
 Power Supply **Solar cells** and **2 Alkaline AAA batteries**
 ON/OFF Automatic
 Low Battery alarm **YES**, red pilot lamp
 Min Amp/TIG Rating \geq **5A** AC - DC
 True Color filter **YES**

EXTERNAL GLASS	21905077	114 x 100 x 1,5 mm
INTERNAL GLASS	21905078	95,9 x 47,2 x 1 mm

2 SENSORS · SKY 2.0
21905125


Optical Class **1/1/1/2**
 Filter size **110 x 90 x 9 mm**
 Viewing area **98 x 42 mm**
2 Sensors
 Light Shade **4**
 Darkness Shade **9 - 13**
 Grinding **YES**
 Protection Adjustment **External**, variable shade
 UV/IR Protection up to DIN **16**
 Switching time from Light to Dark **1/25000s**
 Switching time from Dark to Light **0.1 - 1.0s**
 Sensitivity/Delay **adjustable** by infinite knob
 Power Supply **Solar cells** and **1 CR2032 batteries**
 ON/OFF Automatic
 Low Battery alarm **YES**, red pilot lamp
 Min Amp/TIG Rating \geq **10A** AC - DC
 True Color filter **NO**

EXTERNAL GLASS	21905128	117 x 104 mm	3,90 €
INTERNAL GLASS	21905129	101 x 49 mm	3,20 €

MANUAL CONTROL · MIRAGE

21905182

NEW



Filter size **110 x 90 x 5 mm**
Viewing area **110 x 90 mm**
Darkness Shade **DIN11**
Grinding **YES**
UV/IR Protection up to **DIN 16**

EXTERNAL GLASS	21905184	110,5 x 93 x 1 mm
INTERNAL GLASS	21905183	1110 x 90 x 5 mm · DIN 11

HELMET BAG

21905181

NEW





1 2

Protective clothing against heat risks designed specifically for welding.

Made of 100% cotton with permanent treatment PROBAN® flame retardant.

Materials: 100% cotton, weight 340 g/m², FL PROBAN® permanent treatment

Performance was checked after 50 cycles of washing and are still certified the same.

PROBAN® is a technological process of controlled quality which provides fabrics with flame retardant properties suitable for long term use.

PROBAN® fabrics resist regeneration / recycling and dry cleaning processes. Protection against heat risks in different work environments is guaranteed for a long time.



EN ISO 11612
A1 A2 B1 C1 F1



EN ISO 11611
class 1

1 WELDING JACKET



AVAILABLE SIZES

48	50	52	54	56	
M	M/L	L	XL	XXL	•

21905135

2 WELDING TROUSERS



AVAILABLE SIZES

48	50	52	54	56	
M	M/L	L	XL	XXL	•

21905136

3 WELDING GLOVES

FOR TIG WELDING



EN: 388:2016



3122

EN: 407:2004



433X2X

AVAILABLE SIZES

09 · 10

21905133

FOR MIG/MMA WELDING



EN: 388:2016



3122

EN: 407:2004



433X2X

AVAILABLE SIZES

10 · 11

21905134

SPLIT LEATHER FOR WELDING



EN: 388:2016



3222

EN: 407:2004



413X4X

AVAILABLE SIZES

ONE SIZE FITS ALL

21905177

4 WELDING SHOES



Protection class: S3 HRO SCR
CE EN ISO 20345:2011

AVAILABLE SIZES

39 40 41 42 43 44 45 46 47

21905149

5 WELDING APRON



EN: 388:2016



3222

EN: 407:2004



413X4X

EN ISO 11611:2015



Class 2 A1



AVAILABLE SIZES

ONE SIZE FITS ALL

21905176



PFE · Portable Fume Extractor	
Input Voltage	(1ph) 230V 50Hz
Hose	Flexible
Hose Ø	55 mm
Hose length	2000 mm
Motor Power	1,1 KW
Airflow	250 m³/h
Extraction capacity	110 m³/h
Filter type	3 Stage Filter (Antispark filter + Cartridge filter + Active Carbon Filter)
Filtration efficiency	99%
Noise level	72 dBA
Dimens. (LxWxH)	520x255x470 mm (without arm)
Box (LxWxH)	800x600x4 50 mm
Weight box/net	23/20 Kg
Part number	99900230



PORTABLE PURIFICATION SYSTEM FOR WELDING FUMES SUITABLE FOR DIRECT CONNECTION TO TORCH.

MAIN FEATURES · Welding fume extraction with medium-low concentrations of pollutants in closed environments or confined spaces being difficult to reach with normal fume abatement systems. 220/1/50 single-phase extraction fan with brushed motor controlled by a control panel with electric motor protection, indicator lights for function signaling and an electronic flow regulator. This air cleaner combines ease of management with a significant reduction in maintenance costs. **STRUCTURE** · The metal external structure, in painted steel of adequate thickness, makes the air cleaner resistant to accidental impact and is extremely light during use. It is also equipped with a practical handle to facilitate transport. The structure also allows the insertion of a second outlet tube (T19 Ø 55 mm). Flexible hose equipped with a plastic suction nozzle with magnetic support that allows secure fixing in any position on the metal parts of the unit. **FILTERING SECTION** · Composed of a metallic antispark pre-filter, a pre-treated paper filter and an activated carbon filter. **LIMITS OF USE** · The portable air cleaner has been designed exclusively for the extraction of fumes generated by non-oily welding processes and, above all, for an intermittent use. Other substances, such as dust or liquids, are not suitable for being captured / filtered and could generate malfunctions during the ordinary use of the equipment and also compromise the degree of filtration of the relevant filters. It can not be used in explosive environments.

FILTERING SECTION



1. ANTI-SPARKS METALLIC FILTER
2. FILTER CARTRIDGE - Efficiency 99%
3. CARBON FILTER

1	99900242	Dim.: 240x337x12 mm
2	99900243	Dim.: Ø 195mm · L=28 mm
3	99900244	Dim.: 240x292 mm

MFE · Mobile Fume Extractor	
Input Voltage	(1ph) 230V 50Hz
Hose	Rigid - ARMOTECH 160/3
Hose Ø	160 mm
Hose length	3000 mm
Motor Power	1,1 KW
Airflow	2500 m³/h
Extraction capacity	1400 m³/h
Filter type	HEPA Filter (Light-Medium Duty Cycle)
Filtration efficiency	99%
Noise level	74 dBA
Dimens. (LxWxH)	1100x523x830 mm (without arm)
Box (LxWxH)	1560x550x1200 mm
Weight box/net	115/85 Kg
Part number	99900235




PROFESSIONAL MOBILE AIR CLEANER WITH ARTICULATED ARM AND HEPA FILTER (FOR LIGHT-MEDIUM DUTY CYCLES)

MAIN FEATURES · Welding fume extraction with medium-low concentrations of pollutants in closed environments or confined spaces being difficult to reach with normal fume extraction systems. 220/1/50 single-phase extraction fan with brushed motor. Now fitted with a brand new digital control panel which provide all functioning info to the user and signals any malfunction and filter clogging. **STRUCTURE** · Made of powder-coated steel sheet, complete with pivoting castors and handles. High efficiency centrifugal electric fan placed downstream of the filtering section in a special sound-proof housing. 3 meters articulated arm (Ø 160 mm) with rigid pipe, complete with extractor hood equipped with multi-directional damper and joint. **FILTERING SECTION** · Composed of a series of metallic and acrylic filters, for a final filtration efficiency in class H12, according to the EN 779 Standard.

Fume Extractor
also available with
ARMOFLEX 160/3

part number
99900231





MFE HD · Mobile Fume Extractor HEAVY DUTY	
Input Voltage	(1ph) 230V 50Hz
Hose	Rigid - ARMOTECH 160/3
Hose Ø	160 mm
Hose length	3000 mm
Motor Power	1,1 KW
Airflow	2500 m³/h
Extraction capacity	1480 m³/h
Filter Type	HEPA Filter (Light-Medium Duty Cycle)
Filtration efficiency	99.5%
Noise level	<= 70 dBA
Dimens. (LxWxH)	600x800x1200 mm (without arm)
Box (LxWxH)	1200x1050x800 mm
Weight box/net	130/105 Kg
Part number	99900232



PROFESSIONAL AIR CLEANER, WITH ARMOTECH OR ARMOFLEX ARM AND WITH HEPA FILTER

MAIN FEATURES · Welding fume extraction with medium-low concentrations of pollutants in closed environments or facilities being difficult to reach with normal fume extraction systems. **STRUCTURE** · 3 meters articulated arm (Ø 160mm) with rigid pipe, complete with extractor hood equipped with multi-directional damper and joint. Made of powder-coated steel sheet, complete with pivoting custorsandbridge handles. Now fitted with a brand new digital control panel which provide all functioning info to the user and signals any malfunction and filter clogging. High efficiency centrifugal electric fan placed downstream the filtering section in a special sound-proof housing. **FILTERING SECTION** · Composed of a series of metallic and acrylic filters, for a final filtration efficiency in class H13, according to the EN 779 Standard.

Fume Extractor
also available with
ARMOFLEX 160/3

part number

99900233



OPTIONAL

FILTERING SECTION



- METALLIC FILTER CELL**
Material: Aluminium fiber
Regeneration: Yes, whasable
- CORRUGATED FILTER CELL**
Material: Polyester fiber
Regeneration: by shaking
- RIGID HEPA GLASS MICROFIBER POCKET FILTER**
Material: Glass fiber EU12
Regeneration: NO (needs replacement)

MFE

1	99900236	Dimensions: 485x485x12 mm
2	99900237	Dimensions: 490x592x48 mm
3	99900238	Dimensions: 490x592x592 mm

MFE HD

1	99900239	Dimensions: 485x592x12 mm
2	99900240	Dimensions: 490x592x98 mm
3	99900238	Dimensions: 490x592x592 mm

OPTIONAL

99900241	CARBON FILTER (Couple) Dimensions: 292x648x48 mm
----------	--



INDEX ACCESSORIES

● GENERAL ACCESSORIES	Pag. 76
● Blister	Pag. 76
● Magnetic Supports	Pag. 77
● Helvi Bags	Pag. 78
● Welding Station · Product display	Pag. 78
● TROLLEY CONFIGURATION	Pag. 79
● BATTERY CHARGERS ACCESSORIES	Pag. 80
● MMA · TIG ACCESSORIES	Pag. 80
● TIG · MIG/MAG ACCESSORIES	Pag. 82
● TIG ACCESSORIES	Pag. 83
● MIG/MAG ACCESSORIES	Pag. 84
● Welding wire reels	Pag. 84
● Torches and consumables	Pag. 85
● Aluminium KIT	Pag. 87
● Liners	Pag. 87
● Drive rolls	Pag. 88
● PLASMA ACCESSORIES	Pag. 89
● SPOT WELDING ACCESSORIES	Pag. 90
● Spot Car EVO 4000 / 5000	Pag. 90
● Spot Car ALU 33 / 66	Pag. 92
● Pull System	Pag. 92
● HELVI MERCHANDISING + DEALER KIT	Pag. 93









GENERAL ACCESSORIES

BLISTER

	21915002B5	Electrode Blister • Rutile • 2,0 mm • 30 pcs/blister • sold in carton box of 5 blister	
	21915003B5	Electrode Blister • Rutile • 2,5 mm • 20 pcs/blister • sold in carton box of 5 blister	
	21915006B5	Electrode Blister • Rutile • 3,25 mm • 15 pcs/blister • sold in carton box of 5 blister	
	21910109B5	Wire Reel Blister • Flux core • Ø 0,9 mm • 1,0 Kg • sold in carton box of 5 blister	
	21910107B5	Wire Reel Blister • Mild Steel SG2 • Ø 0,6 mm • 1,0 Kg • sold in carton box of 5 blister	
	21910108B5	Wire Reel Blister • Mild Steel SG2 • Ø 0,8 mm • 1,0 Kg • sold in carton box of 5 blister	
	21910047B5	Wire Reel Blister • AlMg5 5356 • Ø 0,8 mm • 0,5 Kg • sold in carton box of 5 blister	
	21910088B5	Wire Reel Blister • AlSi5 4043 • Ø 0,8 mm • 0,5 Kg • sold in carton box of 5 blister	
	21910089B5	Wire Reel Blister • AlSi5 4043 • Ø 1,0 mm • 0,5 Kg • sold in carton box of 5 blister	
	21910111B5	Wire Reel Blister • Stainless Steel 308L Si • Ø 0,8 mm • 0,5 Kg sold in carton box of 5 blister	
	21910056B5	Wire Reel Blister • CuSi3 • Ø 0,8 mm • 0,9 Kg • sold in carton box of 5 blister	



GENERAL ACCESSORIES

MAGNETIC SUPPORTS



	21905123	Arrow magnetic holder • 22 Kg	
	21905124	Arrow magnetic holder • 34 Kg	
	21905140	Magnetic holder with ON/OFF function • 40 Kg	
	21905141	Adjustable magnetic holder • 12 Kg	
	21905142	Adjustable magnetic holder • 15 Kg	
	21905173	Magnetic MIG torch holder • BLUE	
	21905174	Magnetic TIG torch holder • YELLOW	
	21905175	Magnetic MMA torch holder • RED	

GENERAL ACCESSORIES

HELVI BAGS

	21905178K	HELVI Bag Medium · M Dim. 450x220x270 mm	Sparc Range Galielo Range Flexy Range	
	21905139K	HELVI Bag Extra Large · XL Dim. 540x225x250 mm	Galielo 219HF	

WELDING STATION · PRODUCT DISPLAY

	99900193	Welding Station	
	99900181K	Product Display	

GENERAL ACCESSORIES

TROLLEYS

	AUTOSTAR 300	AUTOSTAR 500	EXPLORER 120	EXPLORER 130	COMPACT 211 <small>Easy AC/DC</small>	FOX 165	FOX 185	FOX 189	FOX 211	SPOTCAR 4000	SPOTCAR 5000	SPOTCAR ALU 33	SPOTCAR ALU 66	
TROLLEY 1	•	•								•	•	•	•	
TROLLEY 2 · EXPLORER			•	•										
TROLLEY 3					•									
TROLLEY 4						•	•	•	•					
TROLLEY 5 · HD AIR					•	•	•	•	•					

TROLLEY 1		TROLLEY 2 · EXPLORER		TROLLEY 3		TROLLEY 4	
						 <p>Not suitable for cooler units</p>	
Dimensions (LxWxH)	470 x 520 x 770 mm	Dimensions (LxWxH)	470 x 520 x 790 mm	Dimensions (LxWxH)	520 x 450 x 1060 mm	Dimensions (LxWxH)	520 x 450 x 1060 mm
Box	490 x 220 x 795 mm	Box	490 x 220 x 795 mm	Box	1065 x 300 x 365 mm	Box	1085 x 380 x 365 mm
Part number	99900194A	Part number	99900260K	Part number	99900171A	Part number	99900195A



TROLLEY 5 · HD AIR	
	
Dimensions (LxWxH)	950 x 435 x 975 mm
Box	1065 x 300 x 365 mm
Part number	99900258

BATTERY CHARGERS AND STARTERS ACCESSORIES

	22220044	Fuse • 80 A • (min 5 pcs)	Speedy 150	
	22220047	Fuse • 100 A • (min 5 pcs)	Speedy 250	
	22220048	Fuse • 120 A • (min 5 pcs)	Rapid 280 · 380	
	22220031	Fuse • 75 A • (min 5 pcs)	Speedy 430	
	22220030	Fuse • 100 A • (min 5 pcs)	Rapid 480 · Autostar 500 (x2)	
	22220029	Fuse • 120 A • (min 5 pcs)	Autostar 300 · Sprint Car 341 Digicar 450E	
	22220008	Fuse • 200 A • (min 5 pcs)	Sprint Car 441 · 540 Digicar 540E · 750E	
	22220011	Fuse • 300 A • (min 5 pcs)	Sprint car 640 · Autostar 701 Digicar 1100E	
	22220067	Fuse • 400 A • (min 5 pcs)	Autostar 1001 · Autostar 2000 (x2)	
	22220013	Fuse • 500 A • (min 5 pcs)	Autostar 1300	
	99090032	Fuse • 500 A · 55 mm	Boosty Range	
	04600065	Clamps for battery chargers (red + black) • KIT 40 A	Artik 15 - 22 · Progress 14 - 17 - 20 Automatic 15	
	04600066	Clamps for battery chargers (red + black) • KIT 60 A	Automatic 18 - 30 · Speedy 150 - 250 Progress 25 · Artik 33	
	04600067	Clamps for battery chargers (red + black) • KIT 120 A	Progress 35 - 35B · Sprint Car 341 - 441 Sprint Car 540 - 640 · Rapid 280 - 380 - 430 Digicar 450E - 540E - 750E - 1100E	
	04600406	Clamps for battery chargers (red + black) • F2E	Autostar 300 - 500	
	04600407	Clamps for battery chargers (red + black) • F12	Sprint Car 540 Digicar 750E - Autostar 701 - 1001	
	04600405	Clamps for battery chargers (red + black) • P280	Autostar 1300 - 2000	

MMA · TIG ACCESSORIES

All Welding Kits include: Mask · Ground cable · Electrode holder · Brush - Hammer

	99900037	Arc welding kit • 180 Amp Kit • 16 mm² 3 + 2 mt • 25 mm² connector	Sparc 146 - 186 - 226	
	99900045	Arc welding kit • 180 Amp Kit • 16 mm² 3 + 2 mt • 50 mm² connector	Flexy 160	
	99900014	Arc welding kit • 250 Amp Kit • 25 mm² 3 + 2 mt • 25 mm² connector	Sparc 186 - 226	
	99900099	Arc welding kit • 250 Amp Kit • 25 mm² 3 + 2 mt • 50 mm² connector	Galileo 179 - 219 - 201HF - 219HF Flexy 200 - Compact Easy 211 AC/DC	
	99810021	Foot remote control 12 pins · 5 m	Compact 211 Easy AC/DC PFC	

MMA • TIG ACCESSORIES

GROUND CABLES & WELDING CABLES

	43210134K	Ground cable with clamp • kit for 25 mm² connector 10 mm² • 1,6 mt • 140 Amp	Sparc 146	
	43210205K	Ground cable with clamp • kit for 25 mm² connector 10 mm² • 2,0 mt • 140 Amp	Sparc 146	
	43210138K	Ground cable with clamp • kit for 25 mm² connector 16 mm² • 2,0 mt • 180 Amp	mini FOX 161 • Fox 165 - 185 - 189 Easymig 208 • Sparc 146 - 186 - 226 TP 195A • 202	
	43210091K	Ground cable with clamp • kit for 50 mm² connector 16 mm² • 2,0 mt • 180 Amp	Flexy 160	
	43210170K	Ground cable with clamp • kit for 50 mm² connector 25 mm² • 2,0 mt • 300 Amp	Galileo 179 - 219 • 219 HF Fox 211 • Compact Easy 211 AC/DC	
	43210167K	Ground cable with clamp • kit for 25 mm² connector 25 mm² • 3,0 mt • 300 Amp	Monomig 216 - 246 - 286 Easymig 238 • Maximig 278	
	43210142K	Ground cable with clamp • kit for 50 mm² connector 35 mm² • 3,0 mt • 300 Amp	Maximig 298 • Unimig 298	
	43205054K	Welding cable with electro holder • 25 mm² connector 10 mm² • 2,4 mt • 140 Amp	Sparc 146 Fox 165	
	43205028K	Welding cable with electro holder • 25 mm² connector 16 mm² • 3,0 mt • 180 Amp	Sparc 186 - 226 • TP 195A Fox 185 - 189	
	43205049K	Welding cable with electro holder • 50 mm² connector 16 mm² • 3,0 mt • 180 Amp	Flexy 160 • Fox 211	
	43205040K	Welding cable with electro holder • 50 mm² connector 25 mm² • 3,0 mt • 250 Amp	Galileo 179 - 219 • 219 HF Fox 211	
	22110007	Earth clamp • 200A type • Kit 160 A - 180 A	Fox 165 - 185 - 189 Easymig 208 • Sparc 146 • TP 195A Flexy 160	
	22110033	Earth clamp • 300A type • Kit 250 A - 300 A	Sparc 186 - 226 • Galileo 179 Galileo 219 - 219HF Monomig 216 - 246 - 286 • Easymig 238 Maximig 278 - 298 • Unimig 298 • Fox 211	
	22110011	Electro holder • 352 type • Kit 140 A - 160 A	Sparc 146 Fox 165	
	22110010	Electro holder • 202 type • Kit 180 A - 250 A - 300 A	Sparc 186 - 226 • Fox 185 - 189 - 211 TP 195A • Flexy 160 Galileo 179 - 219 - 219HF	
	22100001	Plug • 25 mm²	-	
	22100003	Plug • 50 mm²	-	
	22100010	Plug • 95 mm²	-	
	22100020	From 50mm² to 25mm² connector adapter	-	
	10210057	Welding cable • 16mm² - length on demand	-	
	10210059	Welding cable • 25mm² - length on demand	-	

TIG · MIG/MAG ACCESSORIES

GAS WELDING ACCESSORIES



	22905114	Zero compensated Argon Flowmeter Regulator	Italy / England	
	22905111	Pressure regulator Argon · double stage with flowmeter	Italy / England	
	22905090	Pressure regulator CO ₂ - ECO Line - mini	Italy / England	
	22905029	Pressure regulator ECO Line CO ₂ - maxi	Italy / England	
	22910014	Adaptor for gas bottle CO ₂ Argon Suitable for 22905090 e 22905094 pressure regulators	Italy	
	22905118	Pressure regulator Micro · 130 bar · no manometer (for disposable cylinder)	Fitting M10	
	22905115K	Pressure regulator for MisterWork gas bottle 30L/min (for disposable cylinder)	Fitting M10	
	22910140	Adaptor for MisterWork gas bottle with pressure regulator 22905090	Fitting M10	
	21900010	Disposable gas bottle MisterWork Argon · 14 lt · 60 bar Average welding time: ± 70/75 min	Fitting M10	
	21900011	Disposable gas bottle MisterWork MIX C8 Argon/CO ₂ · 14 lt · 60 bar Average welding time: ± 70/75 min	Fitting M10	
	21900001	Disposable gas cylinders CO ₂	Fitting M10	
	21900002	Disposable gas cylinders Argon	Fitting M10	
	21900003	Disposable gas cylinders Argon CO ₂	Fitting M10	

TIG ACCESSORIES

TORCHES AND CONSUMABLES




	23020173	Tig 17V · 4 mt · with gas valve · connector 25 mm² KIT consumables Ø 1,6 mm	Fox 185 Flex-Line TP 195A - 202	
	23020159	Tig 17V · 4 mt · with gas valve · connector 50 mm² KIT consumables Ø 1,6 mm	Galileo 179 - 219 Flexy 160	
	23020154	Eurotig 26V · 4 mt · with gas valve · connector 50 mm² KIT consumables Ø 2,4 mm	Fox 211	
	23020157	Eurotig 26 · 4 mt · connector 50 mm² · 3 Pins KIT consumables Ø 2,4 mm	Galileo 219HF	
	23020176	Eurotig 26 · 4 mt · connector 50 mm² · 12 Pins KIT consumables Ø 2,4 mm	Compact 211 Easy AC/DC	
	23020189	Eurotig 26 · 8 mt · connector 50 mm² · 12 Pins KIT consumables Ø 2,4 mm	Compact 211 Easy AC/DC	
	23020409	Tig26 · 4 mt · connector 50 mm² · 3 Pins KIT consumables Ø 2,4 mm	Galileo 219HF	
	23020410	Tig26 · 4 mt · connector 50 mm² · 12 Pins KIT consumables Ø 2,4 mm	Compact 211 Easy AC/DC	
	23025006	Cerium tungsten electrode (grey) · Ø 1,6 mm · Lots of 10 pieces		
	23025015	Cerium tungsten electrode (grey) · Ø 2,4 mm · Lots of 10 pieces		
	23025019	Cerium tungsten electrode (grey) · Ø 3,2 mm · Lots of 10 pieces		
	23025007	Pure tungsten electrode (green) · Ø 1,6 mm · Lots of 10 pieces		
	23025016	Pure tungsten electrode (green) · Ø 2,4 mm · Lots of 10 pieces		
	23025020	Pure tungsten electrode (green) · Ø 3,2 mm · Lots of 10 pieces		
	23025004	TIG collet · Ø 1,6 mm · Lots of 3 pieces		
	23025013	TIG collet · Ø 2,4 mm · Lots of 3 pieces		
	23025017	TIG collet · Ø 3,2 mm · Lots of 3 pieces		
	23025005	TIG collet · Ø 3,2 mm · Lots of 3 pieces		
	23025014	TIG collet body · Ø 1,6 mm · Lots of 3 pieces		
	23025018	TIG collet body · Ø 2,4 mm · Lots of 3 pieces		
	23025008	Ceramic nozzle · GR.6 · Ø 9,8 mm · Lots of 5 pieces		
	23025009	Ceramic nozzle · GR.8 · Ø 12,7 mm · Lots of 5 pieces		

TIG TORCH CONNECTOR

	22105126	TIG torch male connector · 3 pins	-	
	22105166	TIG torch male connector · 12 pins	-	

MIG/MAG ACCESSORIES


WELDING WIRE REELS Ø 300 MM

	21910006	SG2 · Copper coated steel wire · Ø 0,6 · 15 Kg	
	21910007	SG2 · Copper coated steel wire · Ø 0,8 · 15 Kg	
	21910008	SG2 · Copper coated steel wire · Ø 1,0 · 15 Kg	
	21910025	SG2 · Copper coated steel wire · Ø 1,2 · 15 Kg	
	21910013	308 LSI · Stainless steel wire · Ø 0,8 · 15 Kg	
	21910026	Aluminium wire · Ø 0,8 · 7,2 Kg	

WELDING WIRE REELS Ø 200 MM

	21910003	SG2 · Copper coated steel wire · Ø 0,6 · 5 Kg	
	21910004	SG2 · Copper coated steel wire · Ø 0,8 · 5 Kg	
	21910005	SG2 · Copper coated steel wire · Ø 1,0 · 5 Kg	
	21910090	SG3 · Copper coated steel wire · Ø 0,8 · 5 Kg	
	21910083	308 LSI · Stainless steel wire · Ø 0,8 · 5 Kg	
	21910084	316 LSI · Stainless steel wire · Ø 0,8 · 5 Kg	
	21910082	AlMg5 (5356) · Aluminium wire · Ø 0,8 · 2 Kg	
	21910086	AlMg5 (5356) · Aluminium wire · Ø 1,0 · 2 Kg	
	21910092	AlMg5 (5356) · Aluminium wire · Ø 1,2 · 2 Kg	
	21910081	AlSi5 (4043) · Aluminium wire · Ø 0,8 · 2 Kg	
	21910085	AlSi5 (4043) · Aluminium wire · Ø 1,0 · 2 Kg	
	21910093	AlSi5 (4043) · Aluminium wire · Ø 1,2 · 2 Kg	
	21910075	CuSi (3) wire · Ø 0,8 · 2 Kg	
	21910087	CuSi (3) wire · Ø 0,8 · 5 Kg	
	21910014	Flux-cored wire · Ø 0,9 · 4,5 Kg	

SPOOL HOLDER

	21690880	Spool holder Ø 50 mm adaptor for metallic coils	
---	-----------------	---	--























MIG/MAG ACCESSORIES

TORCHES AND CONSUMABLES

	23000072	MIG TORCH · 2 m · Black · Direct connection	Panther 152	
	23005319	Torch neck		
	23005001	Torch neck without gas valve		
	23005004	Contact tip · \varnothing 0,6 mm · lots of 10 pieces		
	23005005	Contact tip · \varnothing 0,8 mm · lots of 10 pieces		
	23005006	Contact tip · \varnothing 1,0 mm · lots of 10 pieces		
	23005007	Gas nozzle · \varnothing 10 mm · lots of 10 pieces		
	23000142K	MIG TORCH TN 14 · 2 m · Direct connection · Gas/No Gas	mini Fox 161	
	23005491	Torch neck		
	23005516	Torch neck + diffuser (without gas valve)		
	23005018	Contact tip · \varnothing 0,6 mm · lots of 10 pieces		
	23005019	Contact tip · \varnothing 0,8 mm · lots of 10 pieces		
	23005182	Contact tip · \varnothing 0,9 mm · lots of 10 pieces		
	23005021	Gas nozzle · \varnothing 12 mm · lots of 10 pieces		
	23005096	Gas diffuser · lots of 10 pieces		
	23000132	MIG TORCH TN 2,7 m · Direct connection · Gas/No Gas	Fox 165	
	23005491	Torch neck		
	23005516	Torch neck + diffuser (without gas valve)		
	23005018	Contact tip · \varnothing 0,6 mm · lots of 10 pieces		
	23005019	Contact tip · \varnothing 0,8 mm · lots of 10 pieces		
	23005020	Contact tip · \varnothing 1,0 mm · lots of 10 pieces		
	23005021	Gas nozzle · \varnothing 12 mm · lots of 10 pieces		
	23005096	Gas diffuser · lots of 10 pieces		
	23000440	MA 15 · 3 m · Black · Euro connection	Monomig 186	
	23005102	Torch neck		
	23005018	Contact tip · \varnothing 0,6 mm · lots of 10 pieces		
	23005019	Contact tip · \varnothing 0,8 mm · lots of 10 pieces		
	23005020	Contact tip · \varnothing 1,0 mm · lots of 10 pieces		
	23005029	Contact tip · \varnothing 1,2 mm · lots of 10 pieces		
	23005117	Gas nozzle · \varnothing 9,5 mm · lots of 10 pieces		
	23005021	Gas nozzle · \varnothing 12 mm · lots of 10 pieces		
	23005022	Spot welding nozzle · lots of 10 pieces		
	23005096	Gas diffuser · lots of 10 pieces		
	23000431	TBI 360 · 4 m · Blue · Euro connection	Maximig 278 - 298 · Unimig 298	
	23005467	Torch neck		
	23005070	Contact tip · \varnothing 0,6 mm · lots of 10 pieces		
	23005038	Contact tip · \varnothing 0,8 mm · lots of 10 pieces		
	23005039	Contact tip · \varnothing 1,0 mm · lots of 10 pieces		
	23005466	Gas nozzle · \varnothing 16 mm · lots of 10 pieces		
	23005464	Gas diffuser · lots of 10 pieces		
	23005465	Tip holder		



MIG/MAG ACCESSORIES

TORCHES AND CONSUMABLES

	23000424	15 AK · 3 m · Blue/Black · Euro connection	Monomig 186 - 196 - 216 - 246 Easymig 208N - 238 · Maximig 278 Fox 185 Flex-line - 189 · TP 195A	
	23000452	15 AK · 3 m · Blue/Black · Euro connection for Aluminium	TP 202	
	23000490	15 AK · 3 m · Gren/Black · Euro connection for Cusi₃	TP 202	
	23005102	Torch neck		
	23005018	Contact tip · Ø 0,6 mm · lots of 10 pieces		
	23005019	Contact tip · Ø 0,8 mm · lots of 10 pieces		
	23005020	Contact tip · Ø 1,0 mm · lots of 10 pieces		
	23005029	Contact tip · Ø 1,2 mm · lots of 10 pieces		
	23005448	Contact tip · Ø 1,0 mm for aluminium · lots of 10 pieces		
	23005117	Gas nozzle · Ø 9,5 mm · lots of 10 pieces		
	23005021	Gas nozzle · Ø 12 mm · lots of 10 pieces		
	23005022	Spot welding nozzle · lots of 10 pieces		
	23005092	Gas diffuser · lots of 10 pieces		
	23005562	Brass wire inlet tube · Ø 4,4 x 5 mm · L = 150 mm		
	23000350	TRAFIMET ERGO PLUS 25 · 3 m · Blue · Euro connection	Fox 211	
	23000354	TRAFIMET ERGO PLUS 25 · 4 m · Blue · Euro connection	Fox 211	
	23005114	Torch neck		
	23005070	M6 Contact tip · Ø 0,6 mm · lots of 10 pieces		
	23005038	M6 Contact tip · Ø 0,8 mm · lots of 10 pieces		
	23005039	M6 Contact tip · Ø 1,0 mm · lots of 10 pieces		
	23005040	M6 Contact tip · Ø 1,2 mm · lots of 10 pieces		
	23005112	M6 Contact tip · Ø 1,6 mm · lots of 10 pieces		
	23005036	Gas nozzle · Ø 15 mm · lots of 10 pieces		
	23005037	Spot welding nozzle · lots of 5 pieces		
	23005034	Gas diffuser · lots of 10 pieces		
	23005562	Brass wire inlet tube · Ø 4,4 x 5 mm · L = 150 mm		
	23000484	TRAFIMET ERGO PLUS 25 AL - for Aluminium 3 m · Blue · Euro Connection	Fox 211 Maximig 278 - 298 Unimig 298	
	23005114	Torch neck - Lancia		
	23005442	M8 Contact tip - Punta guida filo M8 · Ø 0,8 mm · lots of 10 pieces		
	23005443	M8 Contact tip - Punta guida filo M8 · Ø 1,0 mm · lots of 10 pieces		
	23005447	M8 Contact tip - Punta guida filo M8 · Ø 1,2 mm · lots of 10 pieces		
	23005036	Gas nozzle - Ugello · Ø 15 mm · lots of 10 pieces		
	23005037	Spot welding nozzle - Ugello per spot · lots of 5 pieces		
	23005444	Gas diffuser - Diffusore gas · lots of 10 pieces		
	23005562	Brass wire inlet tube · Ø 4,4 x 5 mm · L = 150 mm		

MIG/MAG ACCESSORIES

ALUMINIUM KIT







	04600557	23005035	Wire liner · Red · Teflon Ø 1,0 - 1,2 mm · 3,3 m	FOX 185 Flex-Line	
		33805104	Drive Roll for ALU 0,8 - 1,0 mm · Ø 30 mm		
	04600589	23005442	Contact tip · Ø 0,8 mm · M8 · AL	FOX 211 Digital	
		23005443	Contact tip · Ø 1,0 mm · M8 · AL		
		23005444	Gas diffuser · for Ergo Plus 25 torch · M8		
		23005490	Wire liner · Grey · Graphite Ø 1,0 - 1,2 mm · 3,5 m · brass terminal		
		33805104	Drive roll for ALU 0,8 - 1,0 mm · Ø 30 mm		

LINERS

	23005023	Wire liner · Blue · Teflon · Ø 0,6 - 0,9 mm · 3,3 m	MA 15 · 15 AK · 25 AK · 25	
	23005024	Wire liner · Blue · Steel · Ø 0,6 - 0,9 mm · 3 m	15 AK · 25 AK · 25 · 25 AL	
	23005025	Wire liner · Blue · Steel · Ø 0,8 - 1,0 mm · 3,3 m	MA 15	
	23005035	Wire liner · Red · Teflon · Ø 1,0 - 1,2 mm · 3,3 m	MA 15 · 15 AK · 25 AK · 25	
	23005041	Wire liner · Red · Steel · Ø 1,0 - 1,2 mm · 3 m	15 AK · 25 AK · 25 · 25 AL	
	23005069	Wire liner · Red · Steel · Ø 1,0 - 1,2 mm · 3,3 m	MA 15	
	23005097	Wire liner · Blue · Steel · Ø 0,6 - 0,9 mm · 5 m	25 AK · 25 · TBI 360	
	23005106	Wire liner · Red · Steel · Ø 1,0 - 1,2 mm · 5 m	25 AK · 25 · TBI 360	
	23005111	Wire liner · Yellow · Steel · Ø 1,2 - 1,6 mm · 5 m	25 AK · 25 · TBI 360	
	23005127	Wire liner · Blue · Steel · Ø 1,4 x 4 mm · 1,95 m	23000072 · 23000133	
	23005134	Wire liner · Blue · Teflon · Ø 0,6 - 0,9 mm · 5,3 m	25 AK · 25 · TBI 360	
	23005135	Wire liner · Red · Teflon · Ø 1,0 - 1,2 mm · 5,3 m	25 AK · 25 · TBI 360	
	23005324	Wire liner · Blu · Steel · Ø 1,4 x 4 mm · 2,1 m	23000086	
	23005586	Wire liner · Grey · Graphite · Ø 1,0 - 1,2 mm · 3,5 m	MA 15 · 25 AK · 25 AL	
	23005502	Wire liner · Grey · Graphite · Ø 1,0 - 1,2 mm · 5,5 m	TBI 360	
	30900001	Wire liner · Black · Teflon · Ø 1,5 x 4 mm · 2,05 m	23000072 · 23000133	

MIG / MAG ACCESSORIES

DRIVE ROLLS FOR PLASTIC WIRE FEEDERS

	33805074	Roll · For steel / stainless steel 0,6 - 0,8 mm · Ø 25 mm · Knurled groove	mini Fox 161 Fox 165	
	33805082	Roll · For aluminium 0,8 - 1,0 mm · Ø 25 mm	Fox 165	
	33805001	Roll · For steel / stainless steel 0,6 - 0,8 mm · Ø 30 mm	Panther 152 Monomig 186 - 196 Easymig 208N - 238	
	33805023	Roll · For steel / stainless steel 0,6 - 0,8 mm · Ø 30 mm · Tempered	Panther 152 · Fox 189 Monomig 186 - 196 Easymig 208N - 238	
	33805063	Roll · For steel / stainless steel 1,0 - 1,2 mm · Ø 30 mm · Serrated	Panther 152 · Fox 189 Monomig 186 - 196 Easymig 208N - 238	
	33805128	Roll · For aluminium 0,8 - 1,0 mm · Ø 30 mm	Panther 152 · Fox 189 Monomig 186 - 196 Easymig 208N - 238	

DRIVE ROLLS FOR PMETTALIC WIRE FEEDERS

	33805007	Wire block roll · Ø 30 mm lots of 5 pieces	Monomig 216 - 246 -286 Maximig 278 - 298 Unimig 298 Fox 185 - 211 · TP 195A - 202	
	33805003	Roll · For steel / stainless steel 0,6 - 0,8 mm · Ø 30 mm	Monomig 216 - 246 -286 Maximig 278 - 298 Unimig 298 Fox 185 - 211 · TP 195A - 202	
	33805071	Roll · For steel / stainless steel 0,6 - 0,9 mm · Ø 30 mm	Monomig 216 - 246 -286 Maximig 278 - 298 Unimig 298 Fox 185 - 211 · TP 195A	
	33805101	Roll · For steel / stainless steel 0,8 - 1,0 mm · Ø 30 mm	Monomig 216 - 246 -286 Maximig 278 - 298 Unimig 298 Fox 185 - 211 · TP 195A - 202	
	33805005	Roll · For steel / stainless steel 1,0 - 1,2 mm · Ø 30 mm	Monomig 216 - 246 -286 Maximig 278 - 298 Unimig 298 Fox 185 - 211 · TP 195A	
	33805067	Roll · For flux core 1,0 - 1,2 mm · Ø 30 mm · Knurled groove	Monomig 216 - 246 -286 Maximig 278 - 298 Unimig 298 Fox 185 - 211 · TP 195A	
	33805104	Roll · For Aluminum 0,8 - 1,0 mm · Ø 30 mm	Monomig 216 - 246 -286 Maximig 278 - 298 Unimig 298 Fox 185 - 211 · TP 195A - 202	

PLASMA CUTTING ACCESSORIES

CONSUMABLES' TYPE OF BLISTER



TYPE A



TYPE B



TYPE C



TYPE D



TYPE E



TYPE F

MANUAL PLASMA TORCH



Suitable for

COMBI PC 302K

99830015

PT 40C

40 A - 4m - direct conn.

23010067

Consumable kit (Pos.): 1 · 2 · 4 · 7

Suitable for

PC 33

99830024

PC 43

99830019

PT 40

40 A - 4m - direct conn.

23010070

Consumable kit (Pos.): 1 · 2 · 4 · 8

Suitable for

PC Dual 45

99830026K

PT 40

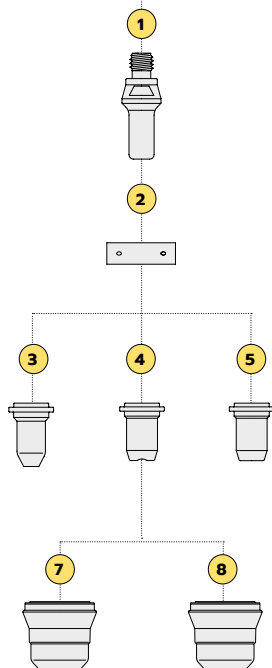
40 A - 4m - EasyFit

23010090

Consumable kit (Pos.): 1 · 2 · 6 · 9 · 10

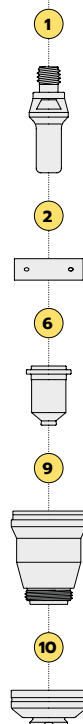
Cutting

40 A



High Performance Cutting

40 A



CONSUMABLES














Pos.	Description		Code	
1	Electrode	10 pcs	23015187BH	
2	Diffuser	5 pcs	23015179BH	
3	Tip 10/20 A	10 pcs	23015189BH	
4	Tip 20/30 A	10 pcs	23015186BH	
5	Tip 30/40 A	10 pcs	23015224BH	
6	Contact tip 30/40 A	10 pcs	23015349BH	
7	Retaining cap 2 holes (compressor)	1 pc	23015182BH	
8	Retaining cap 6 holes	1 pc	23015188BH	
9	Retaining cap	1 pc	23015347BH	
10	Shield cap	2 pcs	23015348BH	

COMPASS KIT

	23015211	
--	----------	--












SPOT WELDING ACCESSORIES

SPOT CAR EVO 4000 · 5000

	99920218	Gun · 50 mm² · 2 m · conn. 3 pins	Spotcar EVO 4000	
	99920223	Gun · 70 mm² · 2 m · conn. 3 pins	Spotcar EVO 5000	
	99920108	Ground cable · 50 mm² · direct	Spotcar EVO 4000	
	99920216	Ground cable · 70 mm² · direct	Spotcar EVO 5000	
	99920181	Ground cable + fast ground · 50 mm² · direct	Spotcar EVO 4000	
	99920182	Ground cable + fast ground · 50 mm² · direct · 50 mm²	Spotcar EVO 5000	
	99920122	Fast ground		
	99920124	Accessories box		
	99920173	Accessories for pulling waved wires		
	99920175	Extractor hammer with mandrels		
	99920126	Extractor hammer with mandrels		
	99920048	Mandrel for 3 points washers		
	99920041	3 pointed washer · lots of 20 pcs		
	99920127	3 pointed washer · lots of 10 pcs		
	99920042	Carbon electrode · 10 x 300 · lots of 5 pcs		
	99920050	Copper chromium electrode · Ø 16 mm		







SPOT WELDING ACCESSORIES

SPOT CAR EVO 4000 · 5000





	99920177	Electrode for waved wires · Ø 10 mm		
	99920178	M10 pointed mass · lots of 1 pcs		
	99920189	M10 pointed mass · lots da 5 pcs		
	99920138	M8 pointed mass · lots of 1 pcs		
	99920188	M8 pointed mass · lots of 5 pcs		
	99920116	Waved copper coated wire · 315 mm · lots of 10 pcs		
	99920117	Waved copper coated wire · 315 mm · lots of 50 pcs		
	99920113	A · Hook gripping head · 6 hook		
	99920114	B · Hook gripping head · 8 hook		
	99920115	C · Hook gripping head · 10 hook		
	99920187	Kit mandrel for spot welding		
	99920186	Mandrel for coal heating/crushing spot welder		
	99920190	Welding spray resistant fabric up to 1000°C · 92 x 200 cm		
	99920090	Electrode Holder mandrel with nut		

SPOT WELDING ACCESSORIES

SPOT CAR ALU 33 · 66

	99920500	FastGun + Ground cable · 3 m · 3 pins		
	99920478	Electrode for AL screws · for M3		
	99920219	Electrode for AL screws · for M4		
	99920479	Electrode for AL screws · for M5		
	99920480	Electrode for AL screws · for M6		
	99920159	Washers KIT · Kit of 5 pcs · for M3		
	99920160	Washers KIT · Kit of 5 pcs · for M4		
	99920161	Washers KIT · Kit of 5 pcs · for M5		
	99920162	Washers KIT · Kit of 5 pcs · for M6		
	99920163	Screws - AlMg3 · 100 pcs · M3 x 12 mm		
	99920164	Screws - AlMg3 · 100 pcs · M4 x 16 mm		
	99920165	Screws - AlMg3 · 100 pcs · M5 x 20 mm		
	99920167	Screws - AlSi12 · 100 pcs · M3 x 12 mm		
	99920168	Screws - AlSi12 · 100 pcs · M4 x 16 mm		
	99920169	Screws - AlSi12 · 100 pcs · M5 x 20 mm		
	99920134	Accessories box		

PULL SYSTEM

	99920141	Pull System for aluminium		
	99920227	Alu pocket pull system		
	99920226	Double pull system		
	99920225	Single pull system		

HELVI MERCHANDISING • DEALER KIT

MERCHANDISING



77920011

Helvi **MUGS** • Available in different colors:

77920012

Helvi **METER** • 3m • color **RED**

77920013

Helvi **PENS** • Available in different colors:

77920014

Helvi **ANTI-STRESS** • shape Fox 185

77920015

Helvi **T-SHIRTS** • Available in different colors and sizes:

77920016

Helvi **SHOPPERS** • Available in different colors:

77920017

Helvi **CAPS** - color **BLACK**

DEALER KIT



77920023

ROLLUP Helvi • Institutional design • ITALIAN
80x200 mm

77920024

ROLLUP Helvi • Institutional design • ENGLISH
80x200 mm

77920025

ROLLUP Helvi • Welding design • ITALIAN
80x200 mm

77920026

ROLLUP Helvi • Welding design • ENGLISH
80x200 mm

77920027

PVC BANNER Helvi
100x200 mm

TRADING TERMS & CONDITIONS

Art 1 Contract formation.

Any order from the Buyer shall be binding for HELVI SPA, only when accepted in writing by HELVI SPA itself. HELVI SPA shall have the right to refuse any amendment requested by the Buyer. Unless otherwise agreed in writing, HELVI SPA shall not accept any cancellation of orders.

Art 2 Characteristics of the Products

Catalogues, price lists or other advertising matters are only an indication of the type of products and no prices or other particulars contained herein shall be binding for HELVI SPA. Any information or data relating to technical features and/or specifications of the Products contained in dépliant, price lists, catalogues and similar documents shall be binding only to the extent they are expressly referred to in the contract. All information given in price lists and catalogues or any literature are supplied by HELVI SPA in good faith; however, whilst every effort has been made to ensure that the information is correct, HELVI SPA does not accept any responsibility for errors which may have inadvertently been made. Designs and drawings of machines, wiring diagrams, manuals and graphics and marketing materials are HELVI SPA's property and no one can alter, modify or copy them. At any time, HELVI SPA shall have the right to make any change to the products which appear to be necessary or suitable. The Buyer shall have no right to indemnities or other remedies for such modifications.

Art 3 Prices.

HELVI SPA shall have the right to increase prices, by prior notice, in accordance to any change of cost of raw materials and labour which may take place between the date of order and the delivery. Unless otherwise agreed, the prices indicated in the quotations and in the contract are EX WORKS Sandrigo (Vicenza-Italy) and include only the packing costs for each single Product. It is agreed that any other cost or charge relating to any other kind of packaging, including customised packaging, shall be for the account of the Buyer.

Art 4 Payment conditions.

All payments must be made, for the exact amount applied without any deductions and clear of any charges, directly to the head office of HELVI SPA in Sandrigo (Vicenza – Italy), according to the payment conditions agreed upon each time. In addition to the other remedies permitted under the applicable laws, in case of late payment HELVI SPA shall have the right, at its own discretion, to charge delay interests at the current legal rate plus seven per cent, plus cashing, banking and legal expenses. Delay interests shall be due, from due date to the payment without any formal requests. Unless otherwise agreed in writing, any expenses or bank commissions due with respect to the payment shall be for the Buyer's account.

Art 5 Retention of title.

a) It is agreed that the Products delivered remain HELVI SPA' property until complete payment is received by HELVI SPA. b) The Buyer shall have, according to article 5 a) hereabove, the right to sell the Products, and any new product in which the Products have been converted into other products, in the ordinary course of business on the understanding that the proceeds of any such sale shall belong to HELVI SPA to whom the Buyer shall account such proceeds up to the concurrence of the full price due by the Buyer to HELVI SPA for the supply of the Products. c) HELVI SPA shall have the right at any time to revoke the Buyer's right of sale by written notice to the Buyer, if the Buyer is in default in respect of payment of any sum due to HELVI SPA for longer than 7 (seven) working days (whether in respect of Products or other goods or services supplied by HELVI SPA to the Buyer for any other reason whatsoever). d) On termination of the Buyer's right of sale in accordance with the foregoing conditions, the Buyer must place the Products at the disposal of HELVI SPA who shall have the right to enter upon the Buyer's premises for the purpose of removing the Products. e) The Buyer shall act as a bailee and the Products shall be on its responsibility, according to the articles 1766 and following of Italian Civil Code, until the complete payment is received by HELVI SPA.

Art 6 Terms of delivery.

Except otherwise agreed, the supply of the goods will be EX WORKS (Incoterms® 2020), Sandrigo (Vicenza, Italy), even if it is agreed that HELVI SPA will take care, wholly or in part, of the shipment. In any case, whatever the delivery term agreed between the parties, the risks will pass to the Buyer, at the latest, on delivery of the goods to the first carrier. HELVI SPA shall not provide any transport insurance for the Products, unless otherwise agreed in writing.

Art 7 Complaints

Any complaints relating to packing, quantity, number or exterior features of the products, including transport damages (apparent defects), must be notified to HELVI SPA by a written notice within eight days from receipt of the Products; failing such a notification, the Buyer's right to claim the above defects will be forfeited. It is agreed that any complaints or objections do not entitle the Buyer to suspend or to delay payment of the Products as well as payment of any other supply. HELVI SPA shall not accept any return without HELVI SPA's prior written authorization. Any return of Products not authorized by HELVI SPA shall be shipped back to the Buyer at the Buyer's charge.

Art 8 Delivery times.

Any date quoted in orders confirmations for delivery of the Products is approximate. In the event of delay, no liability, order cancellation nor penalty shall be accepted by HELVI SPA. HELVI SPA shall endeavour to complete the contract and/or deliver the Products within the time agreed (if any) but it shall not be liable for any loss or damage of any kind whatsoever caused directly or indirectly by any delay in the completion of the contract or delivery of the Products. Any delay caused by force majeure or by acts or omissions of the Buyer (e.g. the lack of indications which are necessary for the supply of the Products), shall not be considered as a delay on HELVI SPA's responsibility. If the Buyer fails to make any payment on the time and in the manner specified by HELVI SPA or becomes insolvent or bankrupt or makes composition with its creditors or has a receiver appointed or passes a resolution for winding up, HELVI SPA shall have, at its own discretion, the right to suspend or cancel further deliveries, to request advanced payments or guarantees.

Art 9 Force majeure.

Either party shall have the right to suspend performance of its contractual obligations when such performance becomes impossible or unduly burdensome because of unforeseeable events beyond its control, such as strikes, boycotts, lock-outs, fires, war (either declared or not), civil war, riots, revolutions, requisitions, embargo, energy black-outs, delay in delivery of components or raw materials.

Art 10 Warranty.

HELVI SPA undertakes to remedy any defects, lack of quality or non-conformity of the Products for which it is liable, occurring within the warranty terms, provided such defects have been timely notified in accordance with art. 7. HELVI SPA at its sole discretion may choose whether to repair, replace or refund (totally or partially) the products found to be defective. The guarantee will be valid only if the product is accompanied by an invoice or receipt proving the date of sale with the serial number indicated in writing in the sales document. In the event that it cannot be demonstrated with an invoice or receipt, HELVI SPA reserves the right to apply the standard guarantee of 24 months from the date of the HELVI SPA sales document to the dealer.

WARRANTY TIME PERIODS

36 MONTHS	24 MONTHS	
Transformers Chokes	Rectifiers	Power PCBs Control PCBs
12 MONTHS		
Cooling system Water pump Switches	Contactors Gas valves Mechanical parts	Remote controls Fan motors Wire drive motors Welding masks

WHAT IS NOT COVERED UNDER THIS WARRANTY:

- consumable parts, for instance contact tips, nozzles, welding cables, ground clamps, electrode holders, cable assemblies, wire spools, drive rolls, etc.;
- parts that fail due to normal wear;
- TIG, MIG and PLASMA torches;
- Input cables;
- Gas regulator;
- On-site intervention costs, damage from non-production;
- Products failed due to transport damages, abnormal working conditions, failure to follow HELVI SPA instructions, negligence, lack of maintenance, abnormal or unsuitable supply of electricity, misuse, tampering, alteration and/or repair of the products without HELVI SPA authorization.

WARRANTY EXCLUSIONS

The following cases are excluded from the guarantee and immediately invalidate the validity:

- The warranty will expire if the product has exceeded 36 months of storage;
- Breakages due to incorrect use or neglect;
- Transport damage;
- Wrong connection to the electrical network;
- Overvoltage or undervoltage due to the electricity grid
- Overvoltage or undervoltage due to underpowered, un-stabilized, too old or incorrectly used motor-generators;
- Tampering or Repairs performed by not authorized personnel;
- Removal of labels;
- Failure to pay an instalment or product invoice.

RETURN AUTHORIZATION

The buyer must contact the retailer from whom he purchased the Product or the nearest authorized service center (www.helvi.com), presenting it accompanied by the necessary documentation:

- Legible copy of the invoice or purchase receipt (proving the sales data with the serial number indicated in writing in the sales document).

Failing this documentation the warranty shall be void. In case that the retailer is not available, the buyer can forward the warranty claim directly to:

HELVI SPA.

V.le G. Galilei 123, 36066 Sandrigo (VI), Italy
service@helvi.com Ph: +39 0444 666999 Fax: +39 0444 750070

HELVI SPA shall not accept any return without HELVI SPA's prior written authorization. In case of unauthorized returns, HELVI SPA reserves the right to charge a handling fee of 40,00€. If a returned product is found not to be defective, HELVI SPA reserves the right to charge the labour cost of 50,00€/hour for the fault investigation. The warranty is EX WORKS (Incoterms® 2020), Sandrigo (Vicenza, Italy), therefore HELVI SPA shall not pay any transport costs or expenses (whether from the Buyer's premises to HELVI SPA, or from HELVI SPA premises to the Buyer's) which shall be at the Buyer's charge. At the discretion of HELVI SPA, foreign customers may be exempt from returning defective Products if the cost of transportation is excessive.

WARRANTY REPAIR

In the event that a product failure occurs within the warranty period, please contact your nearest authorized dealer or service center (www.helvi.com). At its discretion, HELVI SPA can send spare parts free of charge to the nearest service center to carry out the repair, only after checking with the Helvi Service, who can authorize the repair or not.

Art 11 Online E-Commerce and use of company logos.

HELVI SPA does not authorize its dealers to promote or sell their products on any online sales platform or website, unless agreed between both parties. The use of registered trademarks without the authorization expressed by HELVI SPA commits a criminal offence sanctioned by the Italian and European legal system (or by the country in which the crime was committed) and as such is punishable by the competent judicial police authorities and punished with the penalties provided for this offense.

Art 12 Applicable laws – Jurisdiction.

These general terms and conditions and any contract made hereunder with HELVI SPA shall be construed and interpreted in accordance with the substantive laws of Italy. The competent law Court of Vicenza, ITALY, shall have exclusive jurisdiction in any action arising of or in connection with these terms and condition or any contract made with HELVI SPA. However as an exception to the principle hereabove, HELVI SPA is in any case entitled to bring its action before the competent court of the place where the Buyer has its registered office. The United Nations Conventions for the International Sale of Goods does not apply to any supply of Products made by HELVI SPA to any Buyer.

We have done our best to ensure the information in this catalogue is correct.
However, we reserve the right to introduce changes without prior notice.

Abbiamo fatto del nostro meglio per assicurarci che le informazioni in questo catalogo siano corrette.
Ci riserviamo comunque il diritto di apportare modifiche anche senza preavviso.

Hemos hecho todo lo posible para asegurar la corrección de este catálogo.
De todos modos nos reservamos el derecho de aportar modificaciones sin aviso previo.

Wir haben das Beste für die Richtigkeit dieses Kataloges gegeben!
Wir behalten uns das Recht vor, ohne Vorankündigen Änderungen durchzuführen.

Nous avons fait notre mieux au fin que ce catalogue soit correct.
En tout cas, nous nous réservons le droit d'apporter des modifications sans préavis.

© 2022 **HELVI S.p.A.** • All rights reserved
Pictures, graphic layout: **Helvi S.p.A.**

DOWNLOAD THE NEW HELVI APP
SCARICA LA NUOVA APP HELVI



HELVI WORLD

**ENGLISH
VERSION**



Available on the
App Store



HELVI WELDING

**VERSIONE
IN ITALIANO**



GET IT ON
Google Play

Helvi S.p.A.

Viale Galileo Galilei 123

36066 - Sandrigo (VI) Italy

Tel. (+39) 0444 666999 - Fax (+39) 0444 750070

www.helvi.com - info@helvi.com

FOLLOW US





DOWNLOAD THE NEW HELVI APP
SCARICA LA NUOVA APP HELVI



HELVI WORLD

**ENGLISH
VERSION**



HELVI WELDING

**VERSIONE
IN ITALIANO**



Helvi S.p.A.

Viale Galileo Galilei, 123 - 36066 - Sandrigo (VI) Italy • Tel. (+39) 0444 666999 - Fax (+39) 0444 750070

www.helvi.com - info@helvi.com